

The background of the entire page is a photograph of the Fayetteville Technical Community College Spring Lake Campus. It is a large, multi-story brick building with a central entrance featuring a glass door and a small dome-like structure above it. The text "FAYETTEVILLE TECHNICAL COMMUNITY COLLEGE" and "SPRING LAKE CAMPUS" is visible above the entrance. In the foreground, three men in military camouflage uniforms are walking on a paved path. The sky is clear and blue.

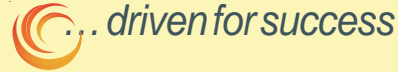
FTCC

FACT BOOK

The All American College

Fayetteville Technical Community College

"The All American College"



Our Mission

"Serve our community as a learning-centered institution to build a globally competitive workforce supporting economic development."



FACT BOOK 2009

<http://www.faytechcc.edu/Research/>
Academic Year 2007-2008 unless otherwise stated)

Fayetteville Technical Community College is accredited by the Commission on Colleges of the Southern Association of Colleges and Schools to award associate degrees, diplomas and certificates. Contact the Commission on Colleges at 1866 Southern Lane, Decatur, Georgia 30033-4097 or call 404-679-4500 for questions about the accreditation of Fayetteville Technical Community College. The Commission is to be contacted only if there is evidence that appears to support an institution's significant non-compliance with a requirement or standard.

Office of Institutional Effectiveness
and Assessment
Horace Sisk Building, Room 602
2201 Hull Road
P.O. Box 35236
Fayetteville, NC 28303-0236
Phone: (910) 678-8322

Fact Book Table of Contents

	Page
Fayetteville Technical Community College Academic Calendars	iv
General Information	
Fayetteville Technical Community College Profile	1-3
Fayetteville Technical Community College Purpose Statement	4
Fayetteville Technical Community College General Information	5-8
A Brief History of Fayetteville Technical Community College	9-10
Timeline of Fayetteville Technical Community College	11-14
North Carolina Community College System General Information	15-17
A History of the North Carolina Community College System	18-20
Cumberland County	
Cumberland County Profile	21
Cumberland County Growth Indicators	22
Annual Unemployment Rate of Cumberland County	23
Post High School Intentions of Cumberland County High School Graduates	24
Grades 9-12 Enrollment, Cumberland County Schools	25

Fact Book Table of Contents (continued)

	Page
Educational Programs	
Annual Unduplicated Headcount	26
Average Annual Full-Time Equivalent Enrollment	27
Enrollment History and Full-Time Equivalent (Fall)	28
Student Profile, Unduplicated Headcount (Annual & Fall)	29
Full-Time (FTE) Comparisons	30-31
Unduplicated Headcount Comparisons	32-33
Full-Time Equivalent (FTE) by Instructional Method Annualized	34-36
Annual Course/FTE Top 10 by Rank	37
FTCC Performance Standards for NCCCS Critical Success Factors	38
Percentage of Student Enrollment by Race compared to Cumberland County Population by Race	39
Student Profile by Age	40
Student Profile by Race	41
Student Profile by Gender	42
Student Profile by Residency	43
Student Profile by Employment Status	44
Rank in Size of Fayetteville Technical Community College within the System	45

Fact Book Table of Contents (continued)

	Page
Curriculum Programs	
Annual Unduplicated Headcount	46
Average Annual Full-Time Equivalent Enrollment	47
Enrollment History and Full-Time Equivalent (Fall)	48
Enrollment by Program Area, Unduplicated Headcount (Fall)	49
Student Profile, Unduplicated Headcount (Annual & Fall)	50
Student Profile by Age	51
Student Profile by Race	52
Student Profile by Gender	53
Student Profile by Residency	54
Student Profile by Employment Status	55
Student Profile by Credit Hour Load	56
Student Profile by Freshman/Sophomore Classification	57
List of Approved Curricula and Options by Program Area	58-67
Student Enrollment by Curriculum, Annual Unduplicated Headcount	68-77
Graduates by Curriculum	78-87
Total Graduates	88
Annual Placement Report Summary	89

Fact Book Table of Contents (continued)

	Page
Curriculum Programs (continued)	
Average Annual Salaries of Fayetteville Technical Community College Graduates	90
Graduate Employment Status	91
Curriculum Licensure Statistics	92
Fayetteville Technical Community College Top Paying Positions by Graduate Salaries	93
Continuing Education	
Annual Unduplicated Headcount	94
Average Annual Full-Time Equivalent Enrollment (5 year history)	95
Average Annual Full-Time Equivalent Enrollment	96
Enrollment History and Full-Time Equivalent (Fall)	97
Student Profile, Unduplicated Headcount (Annual & Fall)	98
Student Profile by Age	99
Student Profile by Race	100
Student Profile by Gender	101
Student Profile by Residency	102
Student Profile by Employment Status	103
Student Profile by Time of Attendance (Day/Evening)	104
Enrollment by Program Area, Annual Unduplicated Headcount	105

Fact Book Table of Contents (continued)

	Page
Continuing Education (continued)	
Literacy Program Totals, Annual Unduplicated Headcount	106
Average Annual Full-Time Equivalent by Program Area	107
Total Graduates in GED and AHSD	108
Learning Resources	
Library: Collection, Total Number of Volumes	109
Library: Total Book and Materials Circulation (Including Reserve)	110
Library: Interlibrary Loans	111
Library: Computer Usage by Students, Total Number of Computer Sessions	112
Library: Attendance, Total Count	113
North Carolina Libraries for Virtual Education (NCLive) and Database Usage	114
Success Center: Curriculum Student Enrollment	115
Success Center: Continuing Education Student Enrollment	116
Total Audio-Visual Usage	117
Personnel Profile	
Distribution of Degrees, Full-Time Faculty	118
Full-Time Employees by Category	119
Part-Time Employees by Category	120
Full-Time Employees by Race/Gender	121

Fact Book Table of Contents (continued)

	Page
Personnel Profile (continued)	
Part-Time Employees by Race/Gender	122
Years of Service at FTCC	123
Fayetteville Technical Community College Excellence in Teaching Awards	124-126
President's Distinguished Staff Awards	127-128
Facilities	
Physical Facilities	129
Property and Acreage	130
Capacity/Enrollment Ratio	131
Square Feet of Academic Facilities per Full-Time Equivalent Student	132
Percentage Distribution of Assignable Square Footage	133
Assignable Area by Room Code (Net Square Feet)	134
Financial	
Fayetteville Technical Community College Total Revenues	135
Current Fund Revenues	136
Total Expenditures	137
Tuition Rates Annual Dollar Amount	138
Financial Aid Summary	139

Fact Book Table of Contents (continued)

	Page
Labor Market	
Employment by Major Industry Group	140
Employment by Occupational Group	141-142
Annual Average Job Openings by Occupational Group	143-144
Fastest Growing Occupations by Job Growth	145-146
Fastest Declining Occupations by Job Growth	147-148
Fastest Growing Occupations by Percentage Change	149-150
Bibliography	151-152

ACADEMIC CALENDAR
Revised - October 22, 2008

	Curriculum	Curriculum Accelerated Sessions		Continuing Education
Spring Semester 2008 - 2009	16-Week Main Campus/ Spring Lake Campus	Session 8-3 Main Campus Spring Lake Campus Ft Bragg	Session 8-4 Main Campus Spring Lake Campus Ft Bragg	Spring 2009
Faculty & Staff Return	1/5/09	1/5/09		1/5/09
Faculty/Staff Prof. Development	1/8-9/08			
STAR Registration	11/17/08 – 12/19/08 1/5-9/09	11/17/08 – 12/19/08 1/5-9/09	11/17/08 – 12/19/08 1/5-9/09 2/16/09 – 3/13/09	
WEBADVISOR Registration	11/17/08 – 12/19/08 1/5-9/09	11/17/08 – 12/19/08 1/5-9/09	11/17/08 – 12/19/08 1/5-9/09 2/16/09 – 3/13/09	
Advisor Assisted Registration	11/17/08 – 12/19/08 1/5-9/09	11/17/08 – 12/19/08 1/5-9/09	11/17/08 – 12/19/08 1/5-9/09 2/16/09 – 3/13/09	
New Student Orientation	12/8/08	12/8/08	3/9/09	
Open Registration/ Schedule Correction	12/9/09 1/6-10/09	12/9/09 1/6-10/09	12/9/09 1/6-10/09 3/9-11/09	
Last Day to Add	1/10/09	1/10/09	3/13/09	
CLASSES BEGIN	Monday - 1/12/09	Monday - 1/12/09	Thursday - 3/12/09	Monday - 1/5/09
Fall Semester Inc Grades Due	2/9/09(1 ST 8WK) 3/9/09 (16-WK & 2 ND 8WK)			
Last Day to Request 100% Refund	1/10/09	1/10/09	3/13/09	
Last Day to Request 75% Refund	1/22/09	1/15/09	3/19/09	
Student Holidays/Break	1/19/09, 3/10-11/09 4/13-18/09	1/19/09	4/13-18/09	1/19/09, 4/13/09
Faculty Holidays/Leave	1/19/09, 4/13-17/09	1/19/09	4/13-17/09	1/19/09, 4/13/09
Staff Holidays/Leave	1/19/09, 4/13/09	1/19/09	4/13/09	1/19/09, 4/13/09
LAST DAY OF TERM	5/13/09	3/9/09	5/13/09	5/15/09
Spring Semester Grades Due Registrar	5/14/09	3/10/09	5/14/09	
CURRICULUM GRADUATION	5/15/09			
AHS/GED GRADUATION				6/4/09

(Dates are subject to change, please check the FTCC website for current information)

ACADEMIC CALENDAR
Revised – February 4, 2009

	Curriculum	Curriculum Accelerated Sessions		Continuing Education
Summer Semester 2009	8-Week Main Campus/ Spring Lake Campus & Fort Bragg			Summer 2009
STAR, WEB and Advisor Assisted Registration	4/20/09 – 5/1/09			
New Student Orientation	4/27/09			
New Student Registration	4/27/09 – 5/1/09			
Open Registration	4/28/09			
Schedule Correction				
Last Day to Add	5/1/09			
CLASSES BEGIN	5/18/09			5/16/09
Spring Semester Inc Grades Due - 8 wk classes	6/15/09			
Spring Semester Inc Grades Due - 16 wk classes	7/14/09			
Last Day to Request 100% Refund	5/15/09			
Last Day to Request 75% Refund				
Student Holidays	5/25/09 & 7/03/09			5/25/09 & 7/03/09
Faculty Holidays	5/25/09 & 7/03/09			5/25/09 & 7/03/09
Staff Holidays	5/25/09 & 7/03/09			5/25/09 & 7/03/09
SUMMER SEMSTER ENDS	7/14/09			8/14/09
Summer Semester Grades Due Registrar	7/15/09			
CURRICULUM GRADUATION	5/15/09			
AHS/GED GRADUATION				6/4/09

(Dates are subject to change, please check the FTCC website for current information)

ACADEMIC CALENDAR
February 4, 2009

	Curriculum	Curriculum Accelerated Sessions		Continuing Education
Fall Semester 2009 - 2010	16-Week Main Campus/ Spring Lake Campus	Session 8-1 Main Campus Spring Lake Campus Ft Bragg	Session 8-2 Main Campus Spring Lake Campus Ft Bragg	Fall 2009
Faculty Return	Contract II – 8/3/09 Contract I – 8/13/09	Contract II – 8/3/09 Contract I – 8/13/09		
Faculty/Staff Prof. Development				
STAR Registration				
WEBADVISOR Registration				
Advisor Assisted Registration				
New Student Orientation				
Open Registration				
Schedule Correction				
Last Day to Add				
CLASSES BEGIN	Monday – 8/17/09	Monday – 8/17/09	Monday – 10/15/09	Monday - 8/15/09
Summer Term Inc Grades Due				
Last Day to Request 100% Refund				
Last Day to Request 75% Refund				
Student Holidays/Break	9/7/09 10/13-14/09 11/26-28/09 12/15/09 – 1/10/10	9/7/09 10/13-14/09	11/26-28/09 12/16/09 – 1/10/10	9/7/09 11/26-28/09
Faculty Holidays/Leave	9/7/09, 10/13/09 11/26-27/09 12/17/09 – 1/1/10	9/7/09 10/13/09	11/26-27/09 12/17/09 – 1/1/10	9/7/09 11/26-27/09
Staff Holidays/Leave	9/7/09, 11/26-27/09 12/21/09 – 1/1/10	9/7/09 11/26-27/09	11/26-27/09 12/22/09 – 1/1/10	9/7/09 11/26-27/09
LAST DAY OF TERM	12/12/09	10/12/09	12/12/09	12/31/09
Fall Semester Grades Due Registrar	12/14/09	10/13/09	12/14/09	

(Dates are subject to change, please check the FTCC website for current information)

ACADEMIC CALENDAR
Revised – February 4, 2009

	Curriculum	Curriculum Accelerated Sessions		Continuing Education
Spring Semester 2009 - 2010	16-Week Main Campus/ Spring Lake Campus	Session 8-3 Main Campus Spring Lake Campus Ft Bragg	Session 8-4 Main Campus Spring Lake Campus Ft Bragg	Spring 2009
Faculty & Staff Return	1/4/2010			1/4/2010
Faculty/Staff Prof. Development				
STAR, WEB and Advisor Assisted Registration				
New Student Orientation				
New Student Registration				
Open Registration				
Schedule Correction				
Last Day to Add				
CLASSES BEGIN	1/11/2010	1/11/2010	3/11/2010	1/4/2010
Fall Semester Inc Grades Due – 8 wk classes				
Fall Semester Inc Grades Due – 16 wk classes				
Last Day to Request 100% Refund				
Last Day to Request 75% Refund				
Student Holidays/Break	1/18/2010 3/9-10/2010 4/5-10/2010	1/18/2010 3/9-10/2010	4/5-10/2010	1/18/2010 4/5/2010
Faculty Holidays/Leave	1/18/2010 3/9/2010 4/5-10/2010	1/18/2010 3/9/2010	4/5-10/2010	1/18/2010 4/5/2010
Staff Holidays/Leave	1/18/2010 4/5/2010	1/18/2010	4/5/2010	1/18/2010 4/5/2010
LAST DAY OF TERM	5/12/2010	3/8/2010	5/12/2010	5/15/2010
Spring Semester Grades Due Registrar	5/13/2010	3/9/2010	5/13/2010	
CURRICULUM GRADUATION	5/14/2010			
AHS/GED GRADUATION				6/3/2010

(Dates are subject to change, please check the FTCC website for current information)

ACADEMIC CALENDAR
Revised – February 4, 2009

	Curriculum			Continuing Education
Summer Semester 2010	8-Week Main Campus/ Spring Lake Campus			Summer 2010
Faculty & Staff Return				
Faculty/Staff Prof. Development				
STAR, WEB and Advisor Assisted Registration				
New Student Orientation				
New Student Registration				
Open Registration				
Schedule Correction				
Last Day to Add				
CLASSES BEGIN	5/24/2010			5/16/2010
Fall Semester Inc Grades Due – 8 wk classes				
Fall Semester Inc Grades Due – 16 wk classes				
Last Day to Request 100% Refund				
Last Day to Request 75% Refund				
Student Holidays/Break	5/31/2010 7/5/2010			5/31/2010 7/5/2010
Faculty Holidays/Leave	5/31/2010 7/5/2010			5/31/2010 7/5/2010
Staff Holidays/Leave	5/31/2010 7/5/2010			5/31/2010 7/5/2010
LAST DAY OF TERM	7/20/2010			8/14/2010
Summer Semester Grades Due Registrar	7/21/2010			
CURRICULUM GRADUATION	5/14/2010			
AHS/GED GRADUATION				6/3/2010

(Dates are subject to change, please check the FTCC website for current information)



General Information



Our Mission

“Serve our community as a learning-centered institution to build a globally competitive workforce supporting economic development.”

Fayetteville Technical Community College

Profile 2007-2008



PRESIDENT **Dr. J. Larry Keen** **BOARD OF TRUSTEES**

Mr. Charles J. Harrell, **Board Chair**
Mr. J. Gary Ciccone, **Vice Chairman**
Mrs. Ester R. Thompson, **Secretary**
Mr. Robert T. Barnes, Jr.
Dr. Mike W. Choe
Ms. Lula G. Crenshaw
Dr. Dallas Mack Freeman

Mr. Charles E. Koonce
Mrs. Sheryl J. Lewis
Mr. David McCune
Mrs. Susie S. Pugh
Mr. William S. Wellons, Jr.
Ms. Jamie Malcolm, **SGA President**

LOCATION

2201 Hull Road
P.O. Box 35236
Fayetteville, NC 28303-0236
Phone: (910) 678-8400; Fax: (910) 678-8269
Internet Address: <http://www.faytechcc.edu/>

Fayetteville Technical Community College

Profile 2007-2008

(continued)

ACCREDITATIONS/CERTIFICATIONS

- * Accreditation Board for Engineering and Technology (ABET)
- * Accreditation Review Committee on Education in Surgical Technology (ARC-ST)
- * Air Conditioning Contractors of America
- * American Bar Association
- * American Board of Funeral Service Education
- * American Dental Association
- * American Society for Engineering Education (Southeastern Section)
- * American Speech Language and Hearing Association
- * Association of Surgical Technologists, Inc.
- * Commission on Accreditation of Allied Health Education Programs (CAAHEP)
- * Commission on Accreditation in Physical Therapy Education, American Physical Therapy Association
- * Committee on Accreditation for Respiratory Care (CoARC)
- * Joint Review Commission on Accreditation of Allied Health Education Programs (CAAHEP)
- * Joint Review Committee on Education in Radiologic Technology
- * National Accrediting Agency for Clinical Laboratory Sciences
- * National Automotive Technicians Education Foundation (NATEF)
- * National League for Nursing Accrediting Commission (NLNAC)
- * North Carolina Appraisal Board
- * North Carolina Board of Certified Public Accountant Examiners
- * North Carolina Board of Nursing
- * North Carolina Department of Insurance
- * North Carolina Department of Justice, Criminal Justice Standards Division
- * North Carolina Office of Emergency Medical Services
- * North Carolina Real Estate Commission
- * North Carolina State Board of Certified Public Accountant Examiners
- * North Carolina State Board of Funeral Service

Fayetteville Technical Community College is accredited by the Commission on Colleges of the Southern Association of Colleges and Schools to award associate degrees, diplomas and certificates. Contact the Commission on Colleges at 1866 Southern Lane, Decatur, Georgia 30033-4097 or call 404-679-4500 for questions about the accreditation of Fayetteville Technical Community College. The Commission is to be contacted only if there is evidence that appears to support an institution's significant non-compliance with a requirement or standard.

Fayetteville Technical Community College

Profile 2007-2008

(continued)

DEGREES OFFERED:

Associate in Applied Science
 Associate in Science
 Associate in Arts
 Associate in Fine Arts
 Associate in General Education

FTCC also offers:

Diplomas
 Certificates

ENROLLMENT:

(Annual Unduplicated Headcount 2007-2008)

Curriculum Students	14,455
Continuing Education Students	20,801

FACULTY:

Full-time 300	Part-time 519
---------------	---------------

NON-FACULTY:

Full-time 402	Part-time 111
---------------	---------------

DEGREES HELD BY FACULTY:

(Full-time)

Doctorate	20	7%
Master's	186	62%
Bachelor's	61	20%
Associate's/Other	33	11%

LIBRARY COLLECTION: 68,770 Volumes

SEMESTER TUITION:

In-State	\$588.00 (Full-time, 14 CH)
Out-of-State	\$3,266.20 (Full-time, 14 CH)

ANNUAL BUDGET: Approx. \$83 million

COLLEGE STATUS: FTCC is a public, state-supported, two-year, comprehensive community college serving Fayetteville and Cumberland County, North Carolina.

Fayetteville Technical Community College Purpose Statement

The purpose of Fayetteville Technical Community College is to provide affordable vocational-technical, business and industry, general education, college transfer, and continuing education programs, which meet the needs and desires of its diverse students and economic development needs for the community. To improve the educational base of society, FTCC encourages life-long learning and strives to prepare students for further workforce and educational experiences.

FTCC identifies the educational needs of applicants and assists students in satisfying these needs at a minimal expense. Each adult who applies will be admitted to a program appropriate to his/her abilities and interests. The College is in partnership with the public school system through College Tech Prep and other programs. Further, agreements with four-year colleges and universities support the educational continuum from high school through the baccalaureate degree.

Curricular programs reflect the changing technical, commercial, industrial, and health needs of Fayetteville, Cumberland County, and surrounding areas. Various curricula offer certificates, diplomas, and associate degrees. As a learning-centered college, FTCC offers courses and programs at times and places convenient to students in a variety of delivery modes. Courses are also available for high school graduates who need additional academic preparation before attempting college work.

FTCC provides instruction in the basic life skills needed to contribute effectively to society. Continuing Education programs are designed to meet specific needs in basic educational competencies, high school completion, upgrading occupational skills, and other avocational or practical skills required for the rapidly changing technological advances in the community.

Adopted: April 27, 1992; Approved: Board of Trustees, February 2009

Note: The Administrative Procedures Manual publishes the most current official Purpose Statement for FTCC. Any reprint of the FTCC Purpose Statement must use this source, verbatim and in its entirety. It may be found on the FTCC Website at <http://www.faytechcc.edu/research/HM/APM2000.pdf>.

Fayetteville Technical Community College

General Information

FTCC's commitment to community needs and to higher education assures students of a quality education. FTCC's programs are designed to meet the needs of the individual student through technical programs, vocational programs, college transfer programs, adult basic education programs, continuing education occupational and literacy programs, and various community services programs. The college has a number of programs accredited by various professional regulatory bodies and is approved for veterans' benefits.

Admissions

As part of FTCC's commitment to making education available to all individuals, the College maintains an "open door" admissions policy. However, some programs have specific entrance requirements.

Financial Assistance

The FTCC financial aid program assists students with a broad range of financial aid, including:

Scholarships	Voc. Rehab. and JTPA
Grants	Veterans Programs:
Loans	- NC Veterans Scholarship
Work/Study Programs	- NC Scholarship for NC Veterans and Their Dependents

Institutional Advancement

Institutional Advancement provides supplementary financial support to the College and to students through fundraising initiatives conducted by the FTCC Foundation, offers grant-seeking and grant-writing assistance to faculty and staff, and provides services to, and seeks support from, graduates through the FTCC Alumni Association.

Fayetteville Technical Community College

General Information

(continued)

Educational Support Services

FTCC offers a broad range of student support services in the following areas:

Academic Advising
Counseling
Career Assessment
Placement Services

Cooperative Education
Learning Resources
Security and Safety

North Carolina Military Business Center (NCMBC)

The mission of the Military Business Center is to leverage the presence of the military in North Carolina to promote economic development and quality of life for all. Center goals are:

- To increase military business for existing North Carolina companies
- To integrate transitioning military personnel and family members into the workforce
- To support recruitment and development of defense-related businesses in North Carolina

The North Carolina Military Business Center (NCMBC) is a state-funded, business development organization headquartered at FTCC that provides services to businesses across the state. The NCMBC leverages military and other federal business opportunities for economic development and job creation in the state. The NCMBC's business development team operates from 13 locations statewide, including full-time offices at FTCC, Wayne CC, Coastal Carolina CC, Craven CC, Sandhills CC, Durham Tech, Central Piedmont CC and Guilford Tech, and part time offices at AB Tech, Roanoke-Chowan CC and Brunswick CC. Team members identify current and future military contract

Fayetteville Technical Community College General Information (continued)

North Carolina Military Business Center (NCMBC) continued

opportunities, identify and notify businesses that can do the work, pre-position and team businesses to compete, and assist businesses to bid on and win government contracts. Businesses notified or assisted by team members won 117 contracts valued at \$324.2 million in 2008 (as of August 27, 2008), and 478 contracts valued at \$915.3 million to \$1.743 billion since the NCMBC opened in 2005. The NCMBC also operates MatchForce.org, an Internet portal that electronically matches North Carolina firms to contract opportunities and job seekers to employment opportunities posted by registered North Carolina companies. As of September 3, 2008, over 11,493 businesses and 25,376 individuals had registered on MatchForce, and firms notified by MatchForce won at least \$370.2 million in government business. The NCMBC also administers strategic programs including: A statewide Military Construction Initiative; the NC Aerospace Alliance and Defense Machining Initiative (including SourceNC.com); subcontracting and emerging opportunity programs and efforts to leverage base growth opportunities statewide. (Scott Dorney, Exec. Dir North Carolina Military Business Center, September 3, 2008)

Student Activities

A wide variety of special events and extra-curricular activities are available to provide students with opportunities to enjoy campus life. Currently there are 27 clubs and a Student Government Association.

Fayetteville Technical Community College

General Information

(continued)

Two-Year Technical Programs

FTCC offers Associate of Applied Science degrees in a number of technical areas. Upon completion, students are ready to enter the job market immediately.

General Education Programs

FTCC has a program for those individuals who want to increase and broaden their knowledge. This program leads to the Associate in General Education degree.

Adult Basic Education

FTCC programs are designed to meet the needs of those students who have little or no formal education.

Community Service Programs

Self-enrichment and self-improvement programs provide non-credit courses to individuals for personal interest, personal development, or occupational and recreational activities.

One-Year Vocational Programs

Vocational training diploma programs are designed for students who wish immediate employment after completing basic entry-level courses.

College Transfer Programs

FTCC offers the Associate in Science, Associate in Arts, and Associate in Fine Arts degrees. Students completing either one of these programs may transfer to a four-year college or university and continue their education toward a baccalaureate degree.

Continuing Education Occupational/Literacy Programs

FTCC offers programs based on the needs and interests of the local community. FTCC provides specialty programs, such as fire service training, GED, emergency medical technician, and teacher recertification.

A Brief History of Fayetteville Technical Community College

Fayetteville Technical Community College has an impressive and remarkable history. Cumberland County visionaries in 1961, recognizing the need for a local institution to offer further job training and educational opportunities for high school graduates and adult learners, opened the Fayetteville Area Industrial Education Center (IEC) in the old Central Elementary School under the leadership of John Standridge. The institution attracted new industry and provided technical education to a seven-county area serving Cumberland, Bladen, Harnett, Hoke, Robeson, Sampson, and Scotland counties, including Fort Bragg and Pope Air Force Base.

In 1963, the NC General Assembly passed a bill creating the statewide Community College System, allowing Fayetteville Area IEC to officially become Fayetteville Technical Institute (FTI) in July 1963, with Mr. Howard Boudreau installed as its first president.

The College quickly grew from its humble beginnings in the LaFayette Hall and Horace Sisk buildings to a position as the third largest community college out of 58 colleges in North Carolina, serving over 34,000 students annually by providing 150 affordable vocational, technical, general education, college transfer and continuing education programs, within the Cumberland County, Fort Bragg, and Pope Air Force Base region.

A major academic step for FTI came with the accreditation of the college by the Southern Association of Colleges and Schools (SACS) in 1967. This important accreditation provided the opportunity for reciprocal course credits with other accredited institutions and federal government assistance.

Dr. Robert Craig Allen was selected as the second president of the institution in 1983, following 18 years as the president of Robeson Technical Institute. Dr. Allen began his community college career teaching at FTI.

A Brief History of Fayetteville Technical Community College (continued)

Fayetteville Technical Institute became Fayetteville Technical Community College (FTCC) in January 1988, when the North Carolina Department of Community Colleges and the North Carolina General Assembly encouraged all the technical colleges and institutes in the state to become community colleges.

Following Dr. Allen's retirement in 1996, Dr. Linwood W. Powell was appointed as interim president for the College. Dr. Larry B. Norris began his tenure as president of FTCC in 1997, following 28 years as an instructor and administrator at the College.

The College continued to expand its accessibility within the Cumberland County region with the opening of the Spring Lake Campus and Horticulture Educational Center in 2004 and 2006, respectively.

On August 1, 2007, Dr. Norris retired after 38 years of service to the College having served 10 of those years as president.

Dr. J. Larry Keen was installed as the fourth president of FTCC in August 2007. Dr. Keen came to FTCC following a six-year tenure with the North Carolina Community College System (NCCCS) as vice president for economic and workforce development. Dr. Keen is devoted to the mission of FTCC and to serving its students and the needs of the Cumberland County region through workforce development.

(A complete history of Fayetteville Technical Community College can be located at http://www.faytechcc.edu/inst_effect/FTCCInformation.asp)

Source: Office of Institutional Advancement

Fayetteville Technical Community College

Time Line of Fayetteville Technical Community College

1960s

- 1961** Classes began in old Central Elementary School buildings as Fayetteville Area Industrial Education Center IEC). 18th IEC in the state.
- 1963** John Standridge, Director of Fayetteville Area IEC, resigns. Name changed to Fayetteville Technical Institute (FTI). Howard Boudreau becomes first President.
- 1964** First evening classes offered.
- 1967** Officially accredited by Southern Association of Colleges and Schools.

1970s

- 1970** Fayetteville Rose Garden was started and development continued throughout the next 10 years.
- 1971** First evening classes in General Education offered.
- 1974** Fort Bragg FTI office established to meet the military's educational needs.
- 1974** Cumberland County voters approved a \$3.5 million dollar construction bond referendum resulting in a doubling of the physical plant and additional academic space for 17 new curricular offerings.

1980s

- 1981** Reaccredited by Southern Association of Colleges and Schools for 10 years.

***Fayetteville Technical Community College
Time Line of Fayetteville Technical Community College
(continued)***

1980s (continued)

- 1983** Dr. Craig Allen becomes second President.
- 1986** FTCC celebrates 25th Anniversary.
- 1988** Name changed to Fayetteville Technical Community College (FTCC).

1990s

- 1991** Reaccredited by Southern Association of Colleges and Schools for 10 years.
- 1994** FTCC selected as one of the state's initial sites on the NC Information Highway.
- 1995** Small Business Center funded by State Board of Community Colleges.
- 1996** Dr. Linwood W. Powell becomes Interim President.
- 1997** Dr. Larry B. Norris becomes third President.
- 1998** Classes at Pope Air Force Base were offered in the Fall of 1998.
- 1999** FTCC was host to the SACS Substantive Change Visiting Team and representatives from 11 other community colleges (related to distance education).

Fayetteville Technical Community College

Milestones

(continued)

2000s

- 2000** NC Higher Education Bond Referendum passed in November 2000 totaling \$600 million. FTCC received \$38,491,174 of those funds for campus improvements.
- 2001** The Early Childhood Educational Center was certified September 13, 2001 and open for child care services September 17, 2001.
- 2001** Reaccredited by Southern Association of Colleges and Schools for 10 years.
- 2002** In February 2002, NC State Board of Community Colleges approved the establishment of a Horticulture/Landscape Management Technology at the Cape Fear Botanical Garden. In October 2002, the Fayetteville City Council deeded four acres of land at the Cape Fear Botanical Garden to FTCC.
- 2003** FTCC purchased the YMCA property located on Fort Bragg Road in March of 2003 . The YMCA building was renamed the Criminal Justice Center in September of 2003.
- 2004** In spring of 2004, the College celebrated the groundbreaking for the Virtual College Center to be used to house classrooms, in addition to Media Services, the Success Center, and the Information Highway.
- 2004** Construction began on the Cape Fear Botanical Garden classroom building in April 2004.
- 2004** In August 2004, The Student Center was dedicated as the Tony Rand Student Center in honor of Senator Tony Rand.
- 2004** The Spring Lake Classroom Center was completed in the summer of 2004. In November 2004 the Board of Trustees approved the Spring Lake Classroom Center to be designated as the Spring Lake Campus.

Fayetteville Technical Community College

Milestones

(continued)

2000s (continued)

- 2005** In September 2005, the Virtual College Center was dedicated as the Harry F. Shaw Virtual College Center to honor the long-time Board Member and Board Chairperson.
- 2006** The Horticulture/Landscape Management Technology Center became the Horticulture Education Center in January 2006. Classes are scheduled to begin in the fall of 2006.
- 2007** On August 1, 2007, Dr. Larry B. Norris, the third President of FTCC, retired after 38 years of service to the College, having served 10 of those years as President.
- 2007** The FTCC Board of Trustees selected Dr. J. Larry Keen as the fourth President, effective August 1, 2007.
- 2008** Death of FTCC's first President Howard E. Boudreau, March 11, 2008. Mr. Boudreau served as FTCC President from 1963 to 1983.
- 2008** Democratic Presidential Candidate Barack Obama visited the FTCC campus on March 19, 2008.
- 2008** The FTCC Children's Center received a 5-Star License/Award from the State of NC in February 2008.
- 2008** FTCC received the "Reader's Choice Award" from the Fayetteville Observer in the category of "Best Landscaping" in November 2008.

North Carolina Community College System (NCCCS)

General Information

Creating Success at the Colleges

- ➡ North Carolina's community colleges open the door to high-quality, accessible educational opportunities that minimize barriers to post-secondary education. The colleges offer associate degrees, college transfer programs, job training, literacy, and adult education. The colleges maximize student success, prepare a competitive workforce that can succeed on a global stage, and offer services that improve the lives and well-being of individuals in their communities.
- ➡ The 58 colleges provide an accessible opportunity for educational success to all 100 counties. There are 160 physical facilities – 58 main campuses, 28 multi-campuses and 74 off-campus sites – that bring community college classrooms within a 30-minute drive of virtually every North Carolinian, and distance learning technology reaches students in their homes and workplaces.
- ➡ Community colleges provide the programs needed to build the economy by preparing students to do the jobs available now and in the future. There are more than 1,000 curriculum programs under more than 250 curriculum titles offered across the state. Programs are offered at the certificate, diploma and associate degree levels. New programs are established as a response to local and regional labor market needs and student demand.

Creating Success for the Students

- ➡ More than 809,000 students were enrolled at the 58 colleges during the 2006-07 academic school year. (Most recent information available at the time of publishing)
- ➡ Community college students have a positive effect on the state's economy. More than 95% are in-state residents who remain and work in the state after completion, thereby contributing to the tax base.
- ➡ The average age of a community college student is 32; curriculum students are slightly younger than continuing education students. About 63 percent of curriculum students are women. About two-thirds of curriculum students are white, a fourth are African-American, and 3.4 percent of curriculum students are Hispanic.
- ➡ More than two-thirds of community college students work while attending college and most of them have family responsibilities.
- ➡ North Carolina's community colleges also partner with North Carolina's public and private universities through active articulation agreements that strengthen the opportunities for transfer students seeking a four-year degree. Transfer students historically perform as well or better than native university students.

North Carolina Community College System (NCCCS)

General Information (continued)

Creating Success for the Students (continued)

- ➡ High school students greatly benefit from the partnership between public schools and community colleges. Students find flexible, seamless, student-centered educational opportunities which maximize the use of resources and educational opportunities not otherwise accessible to them through traditional high school programs. The Huskins Program provides tuition-free, fully transferable college-level courses on high school campuses. Other programs enable high school students to enroll in community college classes offered on the college campus or through distance learning. Programs include Learn and Earn; Learn and Earn On-line; Dual Enrollment; Early College and Middle College. As of September 2008, 52 of the 60 Learn and Earn Early College high schools in North Carolina are located on community college campuses.
- ➡ North Carolinians can find access to basic education and literacy resources at community colleges. More than 135,000 individuals honed the skills that are needed to prepare adults to seek employment. The goal of the Basic Skills program is to give adults the ability to become full partners in the educational development of their children, and assist them in the completion of a secondary school education. Services include English as a Second Language, Adult Basic Education, General Educational Development (GED), and Adult High School.

Creating Success in the Virtual Classroom

- ➡ Technology is a prominent part of education at the community colleges. Students have access to a variety of quality education and training resources that make learning even more convenient. The methods include: online instruction, interactive video, telecourses/teleweb, hybrid courses, and digital media. These resources replace or enhance traditional classroom courses.
- ➡ The Virtual Learning Community is a collaborative effort of all of North Carolina's community colleges to increase the quality and availability of online learning and support services. There are 246 curriculum courses and 26 complete degrees available on the VLC. There are 29 continuing education and 3 professional development courses also available. Additional courses are in continuous development and available at individual colleges.
- ➡ In 2006-07, distance learning curriculum course registrations totaled 328,621, a 25% increase over the previous year. The majority of classes were taken on the Internet - 164,074 registrations; Web supported or assisted classes - 109,896 registrations; Hybrid classes that combined on-line and face-to-face instruction - 38,535. There are smaller registrations for the remaining methods. (Most recent information available at the time of publishing)

North Carolina Community College System (NCCCS)

General Information (continued)

Creating Success in the Virtual Classroom (continued)

- ➡ Occupational and Continuing Education students also benefit from distance learning resources: 45,198 students took distance learning classes in 2006-07, a 33.9% increase over the previous year. (Most recent information available at the time of publishing)

Creating Success on the Job

- ➡ Existing North Carolina businesses and industries remain competitive because of the creative and innovative customized training and/or retraining their workers received from community colleges. New and expanding companies locate or grow in North Carolina because of the free customized training their workers receive. In 2006-07, 30,108 workers of 771 existing, new or expanding companies participated in 603 skills classes or received this specialized training. (Most recent information available at the time of publishing)
- ➡ The NC Community Colleges' BioNetwork connects the more than 20 community colleges across the state offering specialized biotechnology-related education and training for the \$9.4 billion life sciences industry. BioNetwork's advanced industry training for this FDA-regulated sector is a key component in the state's strategy to meet the specialized workforce development needs of the growing biomanufacturing and pharmaceutical industry in North Carolina.
- ➡ In 2006-07, the 58 Small Business Centers of the NCCCS provided free, confidential counseling for new and existing businesses. The Centers served 80,146 clients, providing counseling, training seminars and referral services to help find solutions to challenging business questions. (Most recent information available at the time of publishing)
- ➡ The Human Resource Development (HRD) program provides skill assessment services, employability skills training, and career development counseling to unemployed and underemployed adults. Growing ranks of displaced workers led to 84,310 receiving employability skills training in 2006-07. (Most recent information available at the time of publishing)
- ➡ Workforce continuing education courses provide pathways to a variety of certification, pre-licensing, license renewal, and skill development opportunities. North Carolina Community Colleges offer more than 200 courses leading to the certification and recertification required by external agencies.
- ➡ Thirty-one colleges participate in the Career Start Program which provides employment placement and educational training to bridge the gap between the educational needs and job skills essential to succeed in the ever- changing workforce. In 2006-07, 11,242 individuals enrolled in Career Start workshops. (Most recent information available at the time of publishing)

Source: North Carolina Community College System (NCCCS), Get the Facts, NCCCS Overview, February 2009

A History of the North Carolina Community College System

In the years following World War II, North Carolina began a rapid shift from an agricultural to an industrial economy. With that change came an awareness that a different kind of education was needed in the state. People who did not desire a four year baccalaureate education nevertheless had the need for more than a high school diploma.

In 1950, the State Superintendent of Public Instruction authorized a study of the need for a system of tax supported community colleges. The resulting report, by Dr. Allan S. Hurlburt, was published in 1952. It proposed a plan for development of state supported community colleges.

In 1957, the General Assembly adopted the first Community College Act and provided funding for community colleges. The same (1957) General Assembly also provided funding to initiate a statewide system of industrial education centers. These centers were to train adults and selected high school students in skills needed by industry. By 1961, there were five public junior colleges emphasizing arts and sciences and seven industrial education centers focusing on technical and vocational education.

The need to coordinate these two post high school education systems led Governor Terry Sanford to appoint the Governor's Commission on Education Beyond the High School (Irving Carlyle, chair). In 1962, this commission recommended that the two types of institutions be brought into one administrative organization under the State Board of Education and local boards of trustees. The resulting unified Community College System would provide comprehensive post high school education.

In May 1963, the General Assembly, in line with the Carlyle Commission report, enacted G.S. 115A (later changed to 115D), which provided for the establishment of a Department of Community Colleges under the State Board of Education and for the administration of institutions in the Community College System. There were then 20 industrial education centers, six community colleges (three of which became four year schools in 1963), and five extension units.

A History of the North Carolina Community College System (continued)

By 1966, there were 43 institutions with 28,250 full time equivalent (FTE) enrollments. In 1969, there were 54 institutions with 59,329 FTE. The System had grown rapidly, exceeding ten percent annually nearly every year until the late 1970s. In 1974–75, growth reached the 33 percent mark. The System continues to grow in enrollments nearly every year, but by much more modest margins. The number of colleges has not increased since Brunswick Community College became the 58th in 1979.

The original legislation placed the Community College System under the purview of the State Board of Education and created a State Department of Community Colleges. In the early years of the System, the State Board of Education Chair was Dallas Herring; David Bruton succeeded him in 1977.

In 1979, the General Assembly changed the state control of the System. Provision was made for a separate State Board of Community Colleges. The Board was appointed and organized in 1980, and met several times with the State Board of Education. The new Board assumed full responsibility for the System on January 1, 1981. The Board's first chairperson was Duke Power company executive Carl Horn. He was succeeded in 1983 by John A. Forlines, president of the Bank of Granite and then William F. Simpson in 1989. In 1993, Lt. Governor Dennis A. Wicker was elected chair and served in this capacity until July of 1999. He was succeeded by retired community college president Dr. G. Herman Porter. In July 2001, Mr. James J. Woody was elected chair. The Community College System Office has had six presidents: I. E. Ready (1963–1970), Ben E. Fountain, Jr. (1971–1978), Charles R. Holloman served in an acting capacity from September 1978 to July 1979, Larry J. Blake (1979–1982), Robert W. Scott (1983–1994), Lloyd V. Hackley (1995–1997), H. Martin Lancaster (July 1997–April 2008), and Dr. Scott Ralls (April 2008–Present).

In 1988, the North Carolina Community College System celebrated its 25th anniversary with a highly successful series of events, including a spectacular concert at the Kennedy Center in Washington, DC, featuring Visiting Artists from the colleges. For the celebration of its 40th anniversary in 2003, the system, with the support of the North Carolina Community Colleges Foundation, created the W. Dallas Herring Leadership Development Institute.

*A History of the
North Carolina Community College System
(continued)*

In November of 1987, the State Board established the Commission on the Future of the North Carolina Community College System. The 23 member, blue ribbon panel of business, civic and education leaders was charged with establishing a systemwide agenda for policy and action over the next 25 years. The resulting Commission on the Future report, released in 1989, outlined 33 recommendations for action and change. These recommendations for action and change have served as the foundation of the System planning process since 1989. The influence of the Commission on the Future report is evident in the 2005–2007 System Strategic Plan goals and objectives.

Dr. H. Martin Lancaster announced his retirement as of May 1, 2008, when he will have served as president of the country's third largest community college system for almost 11 years. On December 6, 2007 the State Board of Community Colleges voted unanimously to select Dr. Scott Ralls to succeed H. Martin Lancaster as president of the North Carolina Community College System. Ralls will begin work at the System Office on April 1, 2008. Ralls will be the seventh president of the third largest system in the country.

Source: *North Carolina Community College System Fact Book, "A Matter of Facts"*



Cumberland County

America's Hometown

“History, Heroes, and a Hometown Feeling”



Cumberland County Profile 2007-2008

**Total County
Population**
Census (Projection as of July 2008)
314,471

Gender
Census (Projection as of July 2008)

<u>Male</u>	<u>Female</u>
50%	50%

Race
Census (Projection as of July 2008)

<u>White</u>	<u>Non-White</u>
56%	44%

Population, Age 18+
Census (Projection as of July 2008)
231,698

**Less than 4 yrs
HS (Age 25+)**
Census, ACS (2007) *
12%

High School Graduates
Cumb. Cty. Schools (2008)
3,302

SAT Average Tot. Scores
Cumb. Cty. Schools (2007-08)
946

Median Family Income
Census, ACS (2007) *
\$42,427

Per Capita Income
Census, ACS (2007) *
\$20,993

Avg. Annual Labor Force (2008)
Employment Security Commission
126,505

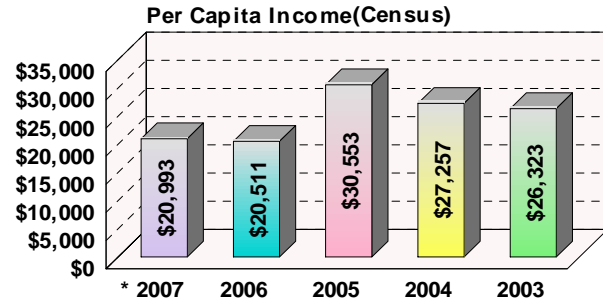

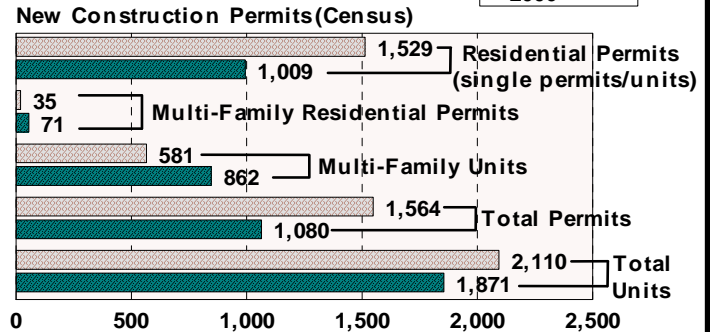
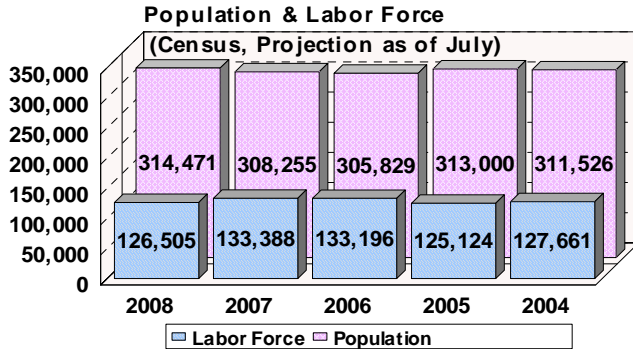
Avg. Annual Employment (2008)
Employment Security Commission
119,955

Avg. Ann. Unemployment Rate (2008)
Employment Security Commission
6.5%

* Data reflects the most current information available at the time this publication was completed.

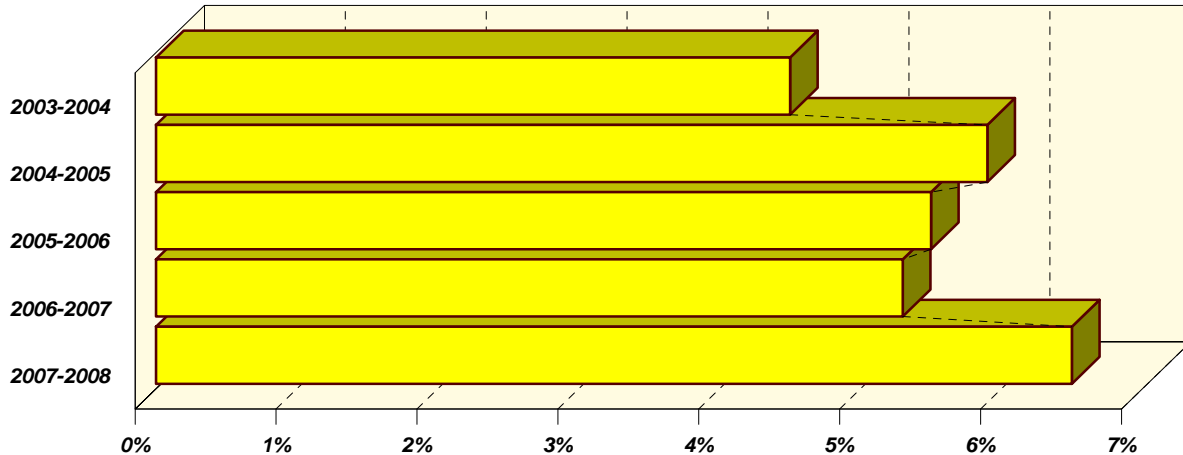
Source: Census, American Community Survey (ACS); Cumberland County Schools, Pupils in Membership Report; Employment Security Commission (ESC), Office of State Planning


Cumberland County Growth Indicators



* Data reflects the most current information available at the time this publication.

Annual Unemployment Rate Cumberland County 2003-2008



Unemployment 

2003-2004

4.5%

2004-2005

5.9%

2005-2006

5.5%

2006-2007

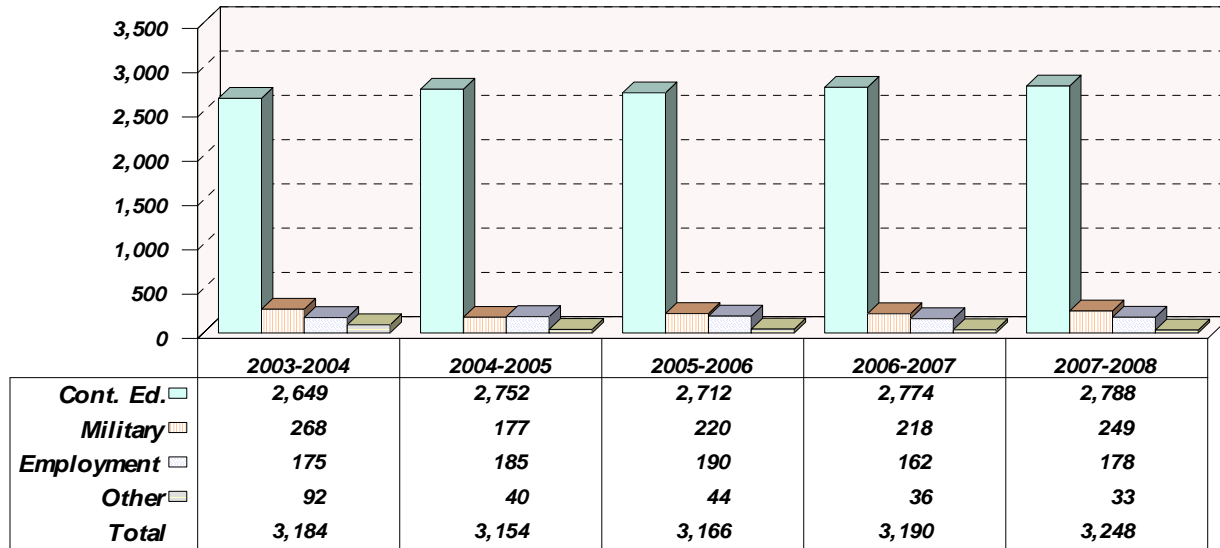
5.3%

2007-2008

6.5%

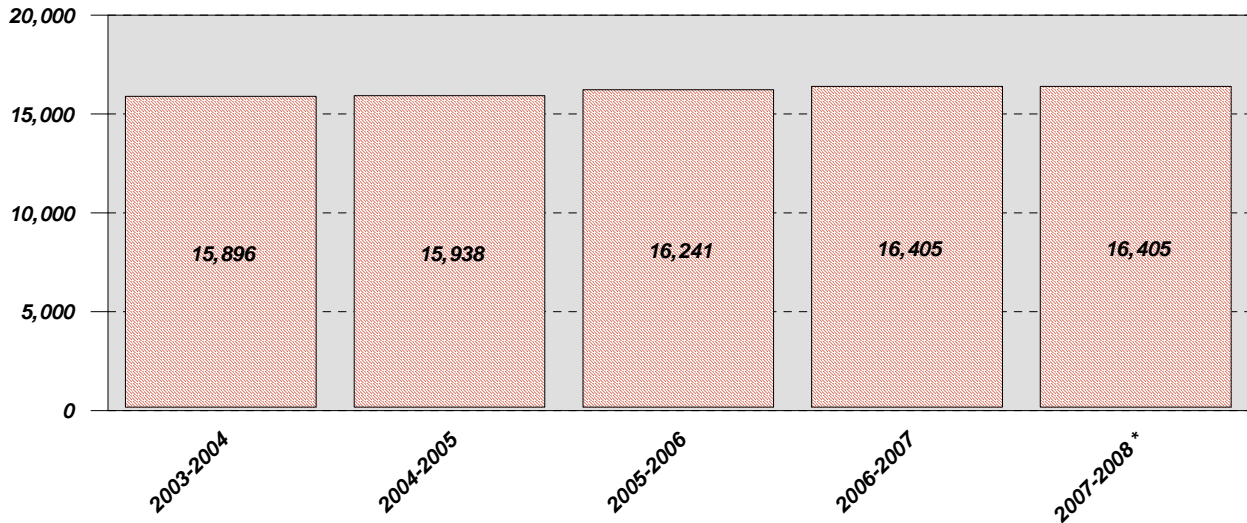
Source: North Carolina Employment Security Commission, Labor Market Statistics

Post High School Intentions of Cumberland County High School Graduates 2003-2008



Source: Cumberland County Schools, High School Graduate Survey

Grades 9-12 Enrollment Cumberland County Schools 2003-2008



** Note: Number verified to equal same as last year.*

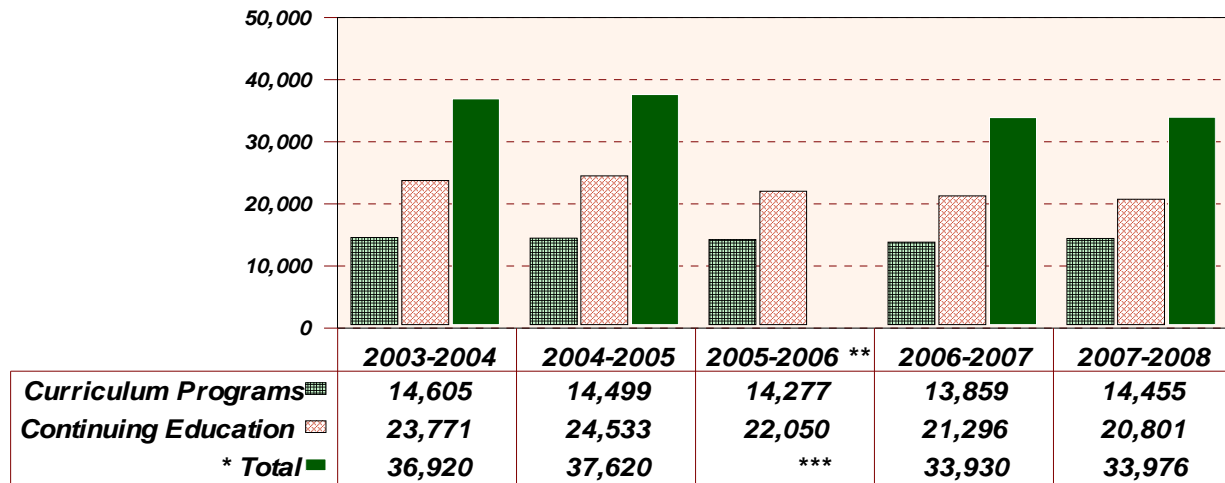
Source: Cumberland County Board of Education Public Affairs Office, Pupils and Membership Report

Educational Programs

MULTIPLE TEACHING METHODS FOR DIVERSE LEARNING....

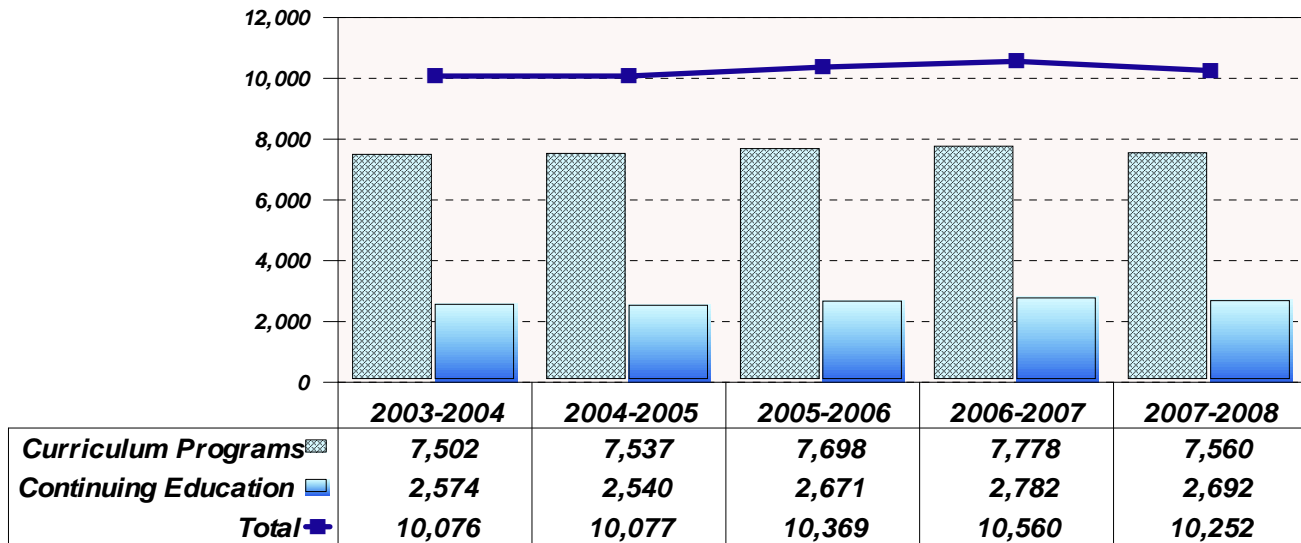
- Traditional Courses
- Independent Study
- Distance Learning Internet Course
- Distance Learning Telecourse
- Distance Learning Two-way Video
- Other Distance Learning Course
- Cooperative Education Co-op
- Distance Learning Hybrid (on-line & face-to-face)

Annual Unduplicated Headcount (Individuals) FTCC Educational Programs 2003-2008 *



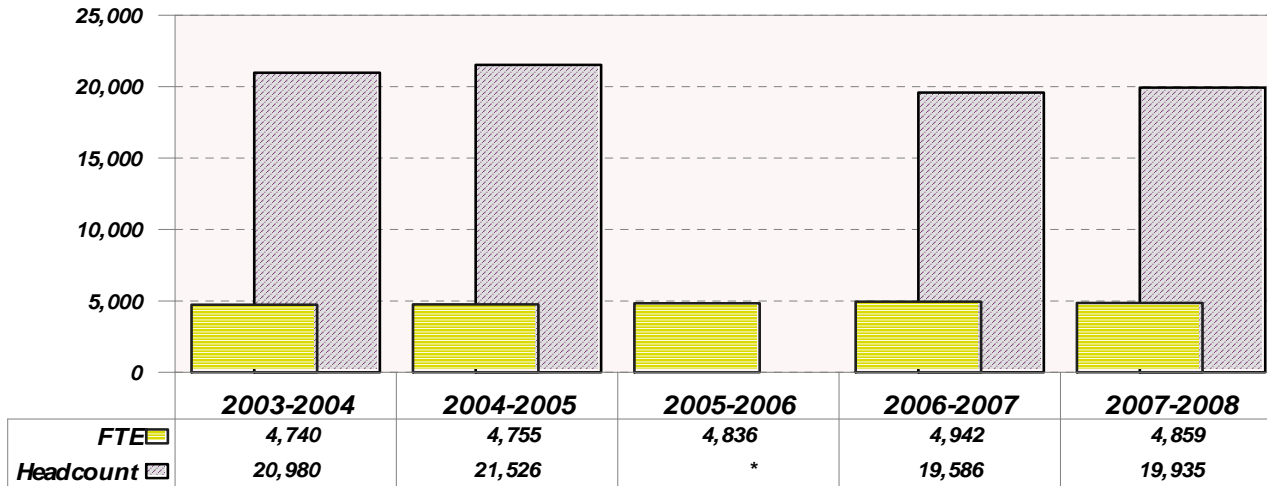
Source: NCCCS Data Warehouse, * Unduplicated headcount is reported in each cell. Rows and columns may not add up; **Curriculum annual unduplicated headcount for 2005-2006 was taken from the FTCC student master files. Data contained electronic reporting errors.; *** Total Annual unduplicated headcount (2005-2006) is undeterminable due to an electronic reporting error in the NCCCS Data Warehouse.

Average Annual Full-Time Equivalent Enrollment For FTCC Educational Programs 2003-2008



Source: NCCCS Data Warehouse

Enrollment History (FTE & Headcount) for FTCC Educational Programs Fall Semester 2003-2008



Source: NCCCS Data Warehouse (Note: Headcount is unduplicated.); * Combined Fall unduplicated headcount for 2005-2006 is undeterminable due to an electronic reporting error in the NCCCS Data Warehouse.

Student Profile for FTCC Educational Programs **Unduplicated Headcount (Individuals)** **2007-2008**

ANNUAL PROFILE 33,976

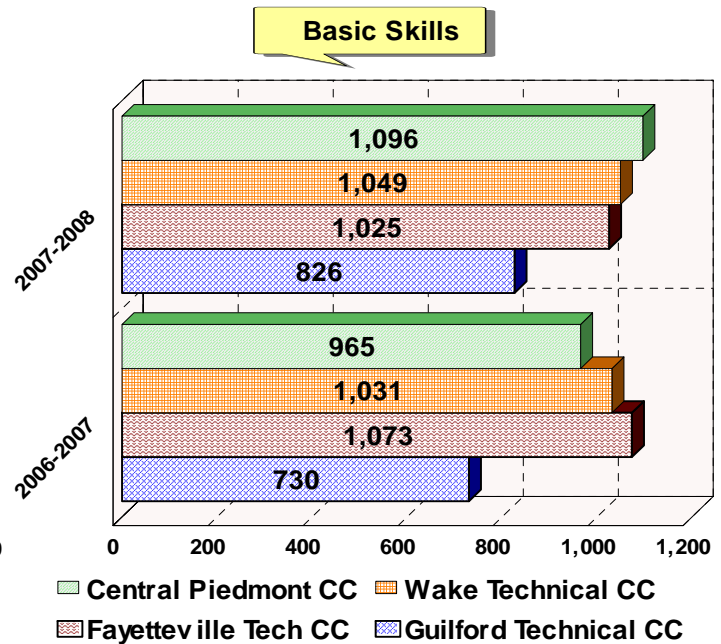
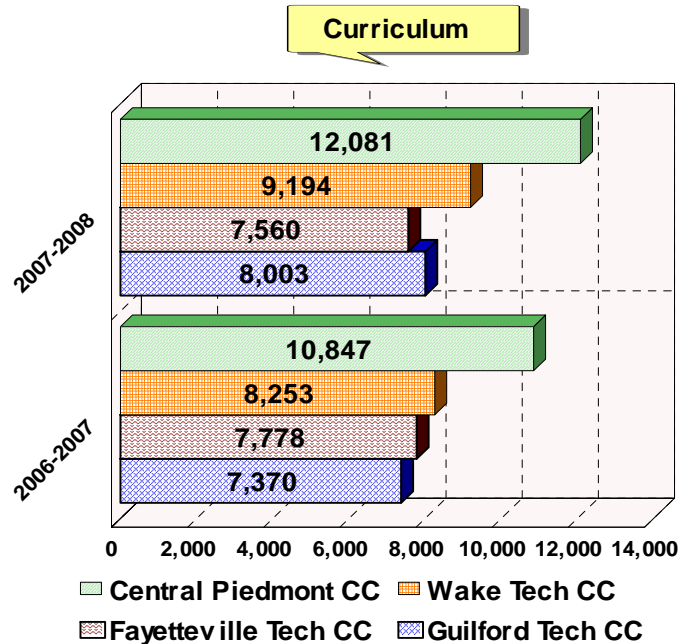
Curriculum	14,455	41%	Male	14,522	41%
Continuing Education	20,801	59%	Female	21,317	59%
White	15,969	45%	NC Resident	31,170	87%
Non-White	19,881	55%	Non-resident	4,800	13%
Full-time Employed		16,085	44%		
Part-time Employed		6,018	17%		
Not Employed		14,086	39%		

FALL PROFILE 19,935

Curriculum	10,254	51%	Male	7,933	39%
Continuing Education	10,037	49%	Female	12,528	61%
White	9,256	45%	NC Resident	18,095	88%
Non-White	11,205	55%	Non-resident	2,366	12%
Full-time Employed		8,477	41%		
Part-time Employed		3,501	17%		
Not Employed		8,483	42%		

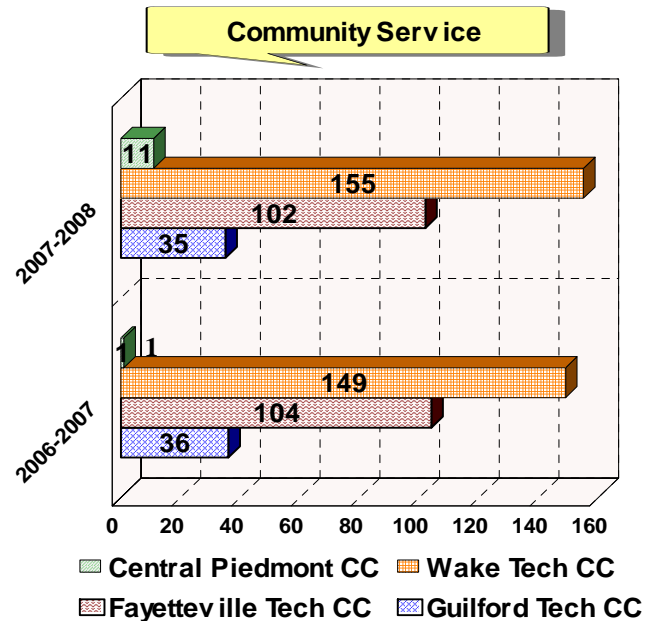
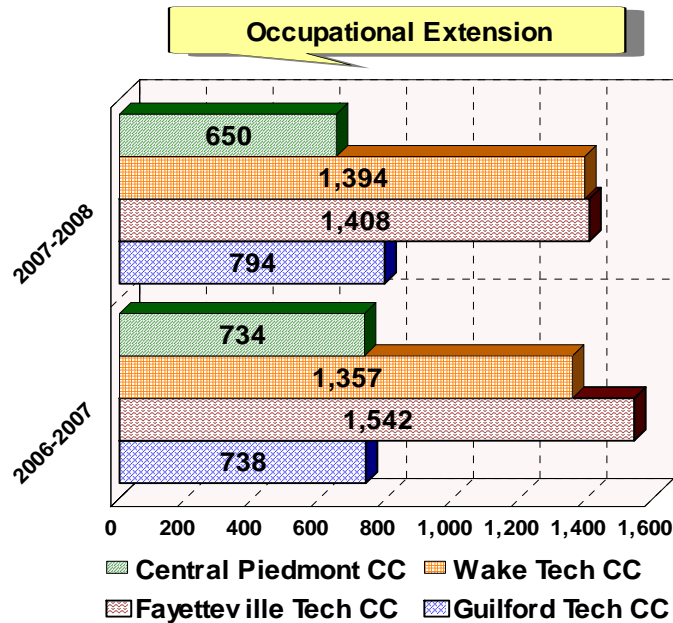
Source: NCCCS Data Warehouse; Note: Unduplicated headcount is reported individually for Curriculum and Continuing Education. The sum of these will not equal the total unduplicated headcount.

North Carolina's Largest Community Colleges Full-Time Equivalent (FTE) Comparisons



Source: NCCCS Data Warehouse

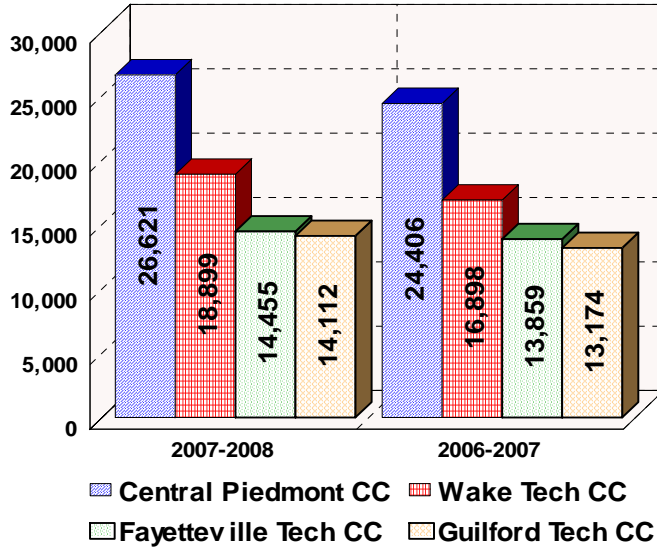
North Carolina's Largest Community Colleges *Full-Time Equivalent (FTE) Comparisons*



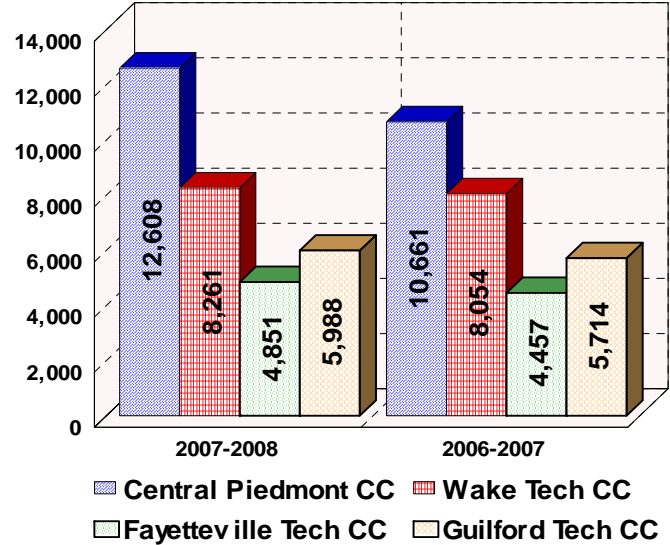
Source: NCCCS Data Warehouse

North Carolina's Largest Community Colleges Unduplicated Headcount Comparisons

Curriculum



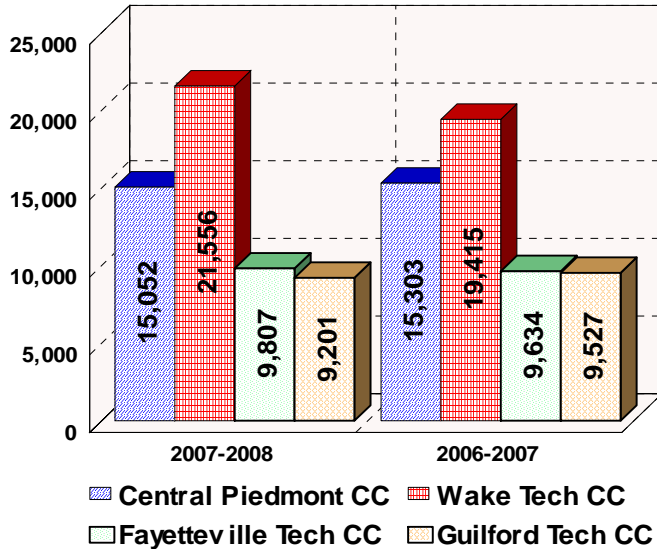
Basic Skills



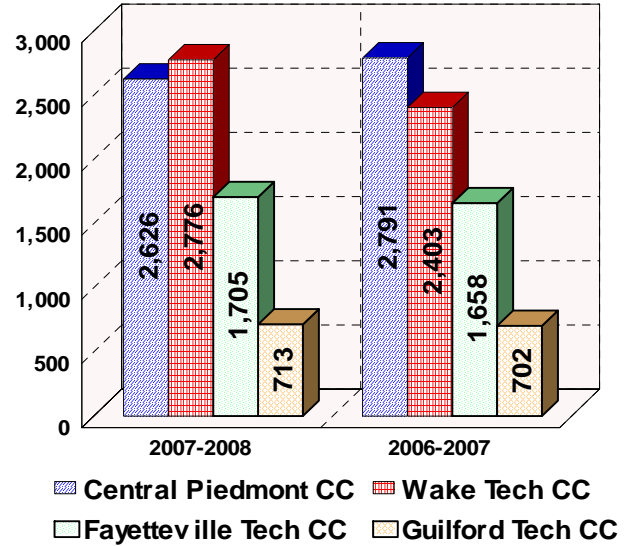
Source: NCCCS Data Warehouse

North Carolina's Largest Community Colleges Unduplicated Headcount Comparisons

Occupational Extension

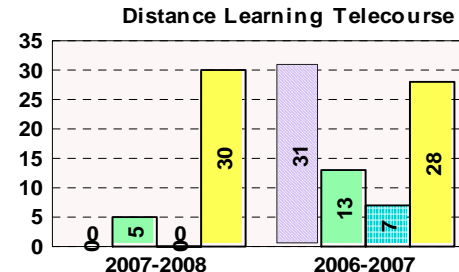
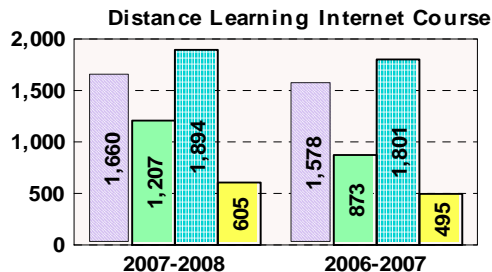
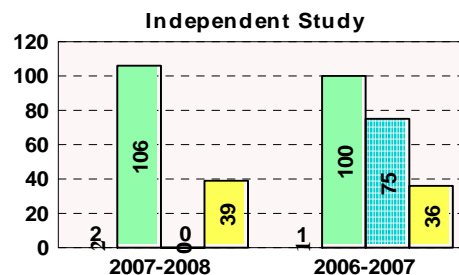
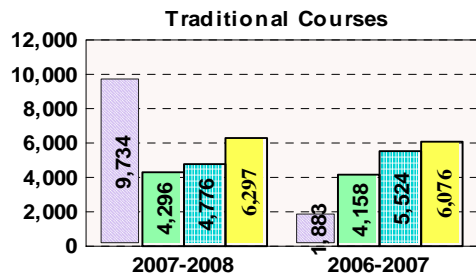


Community Service



Source: NCCCS Data Warehouse

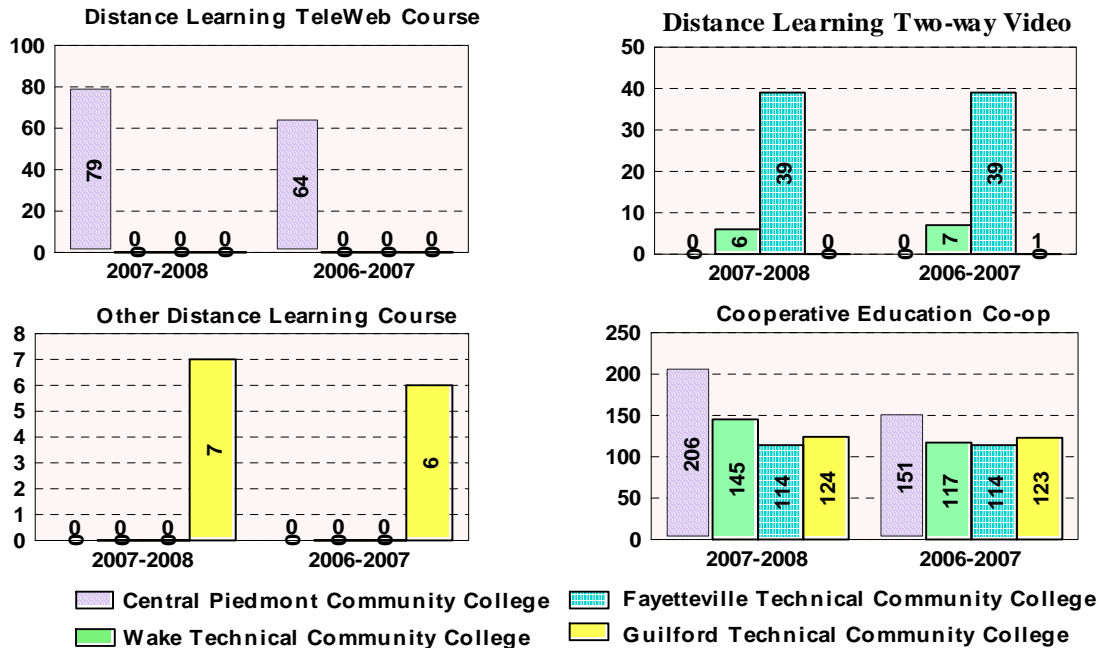
North Carolina's Largest Community Colleges Full-Time Equivalent (FTE) by Instructional Method



Central Piedmont Community College
 Fayetteville Technical Community College
 Wake Technical Community College
 Guilford Technical Community College

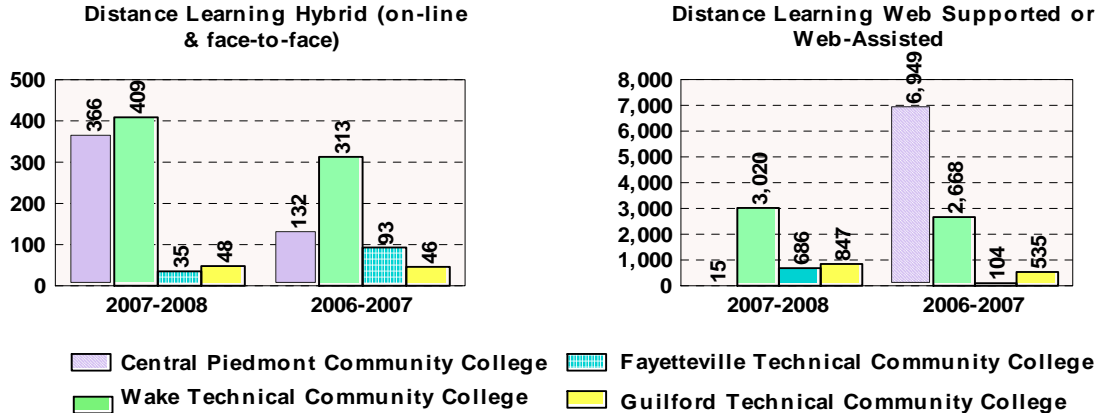
Source: NCCCS Data Warehouse

North Carolina's Largest Community Colleges Full-Time Equivalent (FTE) by Instructional Method



Source: NCCCS Data Warehouse

North Carolina's Largest Community Colleges Full-Time Equivalent (FTE) by Instructional Method



Source: NCCCS Data Warehouse

North Carolina Community College
Total Annualized Curriculum and Continuing Education
Course/FTE Top 10 by Rank

Rank		2007-2008
1	Central Piedmont CC	14,459
2	Wake TCC	12,296
3	Fayetteville TCC	10,252
4	Guilford TCC	9,882
5	Cape Fear CC	7,259
6	Forsyth TCC	6,661
7	Asheville-Buncombe CC	6,186
8	Pitt CC	5,876
9	Rowan-Cabarrus CC	5,137
10	Central Carolina CC	5,118

Rank		2006-2007
1	Central Piedmont CC	13,250
2	Wake TCC	11,166
3	Fayetteville TCC	10,560
4	Guilford TCC	9,065
5	Cape Fear CC	6,758
6	Forsyth TCC	6,514
7	Asheville-Buncombe CC	5,780
8	Pitt CC	5,656
9	Central Carolina CC	5,159
10	Rowan-Cabarrus CC	4,685

Source: NCCCS Data Warehouse, Corporate Reports: ANNTBL26

FTCC Performance Standards for NCCCS Critical Success Factors Reported June 2008 (for 2006-2007)

FTCC met all 8 standards; however, did not receive Superior Performance Funding due to the areas marked with an "*" in the "2008, FTCC Report."

	NCCCS Performance Measures	Standard	2008 FTCC Report
* A	Progress of Basic Skills Students (progressing, completing, and advancing to a higher level)	75%	81%
* B	Passing Rates on Licensure & Certification Exams	80% none <70%	87% aggregate passing rate 1<70%**
* C	Performance of College Transfer Associate Degree Graduates & Transfers w/24 hrs.	83% => UNC natives (87%)	85% Graduates 86% Transfers w/24 hrs 86% Average**
D	Passing Rates of Students in Developmental Courses	75% pass rate	N/A (see note below)
E	Success Rate of Developmental Students in Subsequent College Level Courses	80% pass rate	N/A (see note below)
F	Satisfaction of Program Completers & Non-Completers	90%	97% Completers 89% Non-Completers 95% Combined
G	Curriculum Student Retention, Graduation, & Transfer	65% will complete, enroll in the fall, or transfer to another college or univ.	12% Graduates 51% Returning 5% Transfer 68% Total
H	Client Satisfaction with Customized Training	90%	93%

* Performance Budgeting Standard

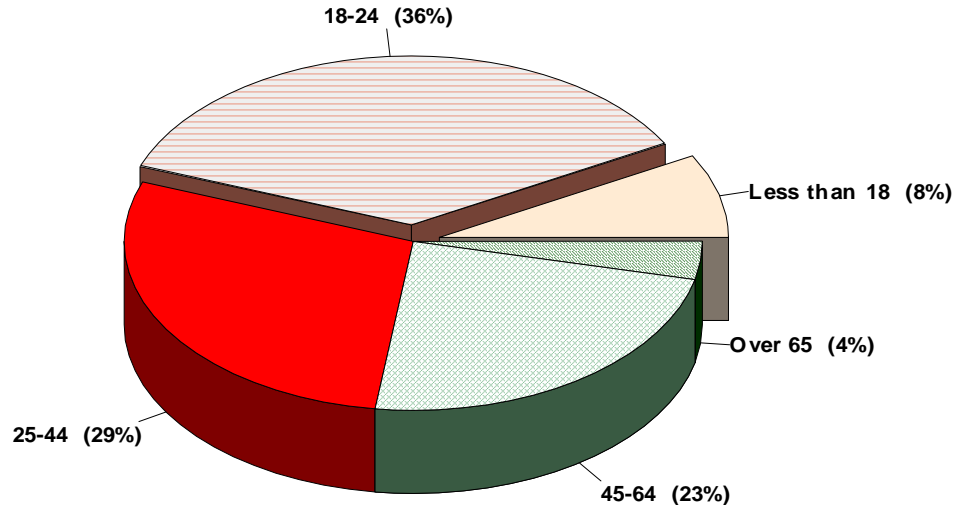
N/A Data not available from 5 colleges, including FTCC, due to collection problem with CIS implementation and is therefore reported as N/A (Not Applicable).

Percentage of Student Enrollment by Race compared to Cumberland County Population by Race

	White	African American	Native American	Hispanic	Asian	Other
Fayetteville Technical Community College 2007-2008	45%	38%	2%	8%	3%	4%
Cumberland County 2007	52%	35%	1%	6%	2%	4%
	0					
Fayetteville Technical Community College 2006-2007	46%	38%	2%	8%	2%	4%
Cumberland County 2006	52%	35%	1%	5%	2%	5%

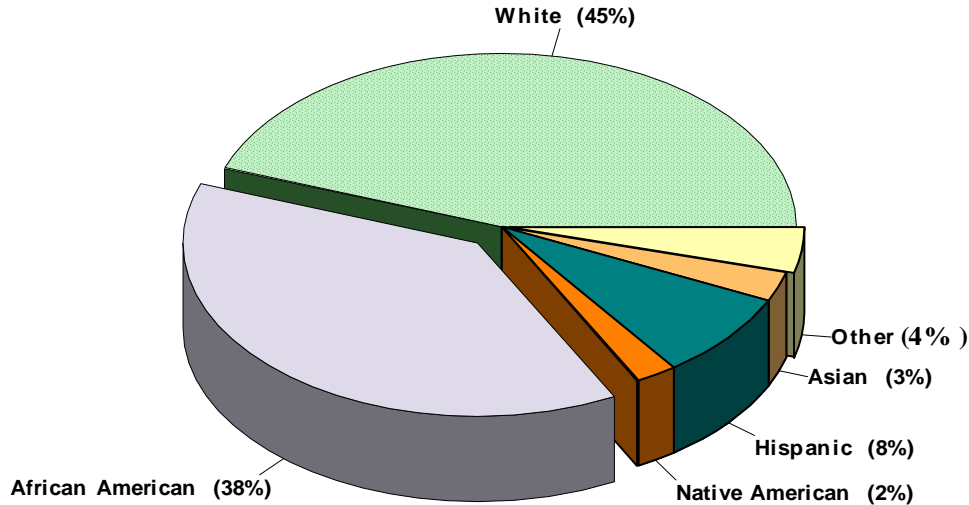
Source: NCCCS Data Warehouse; US Census Bureau, Population Estimates

Student Profile by Age for FTCC Educational Programs 2007-2008



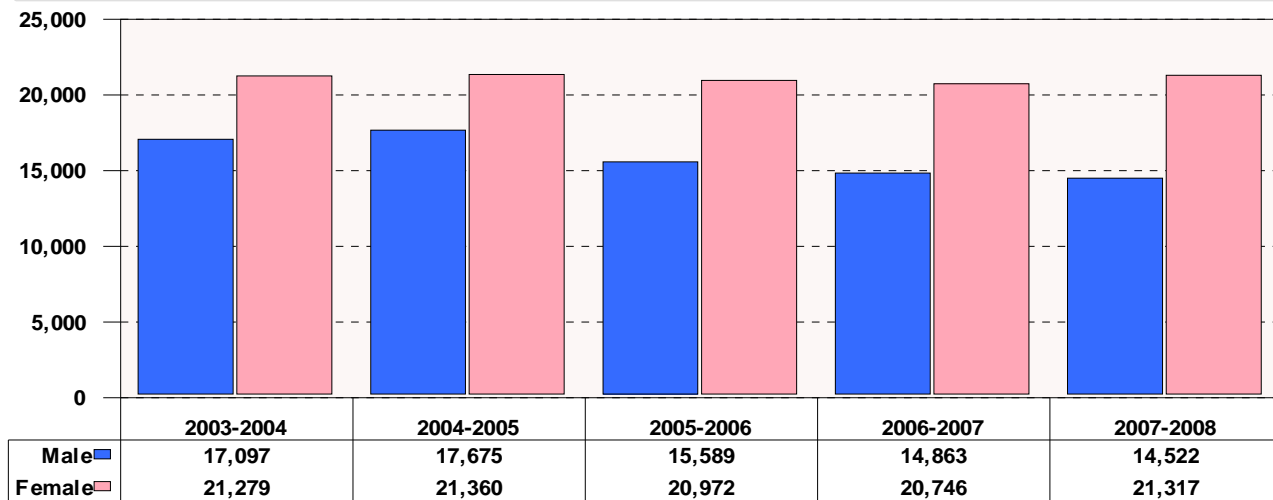
Source: NCCCS Data Warehouse **Note:** Categories represent duplicated numbers. The capability to retrieve unduplicated counts by category combining both Curriculum and Continuing Education is not available from the NCCCS Data Warehouse this time.

Student Profile by Race for FTCC Educational Programs 2007-2008



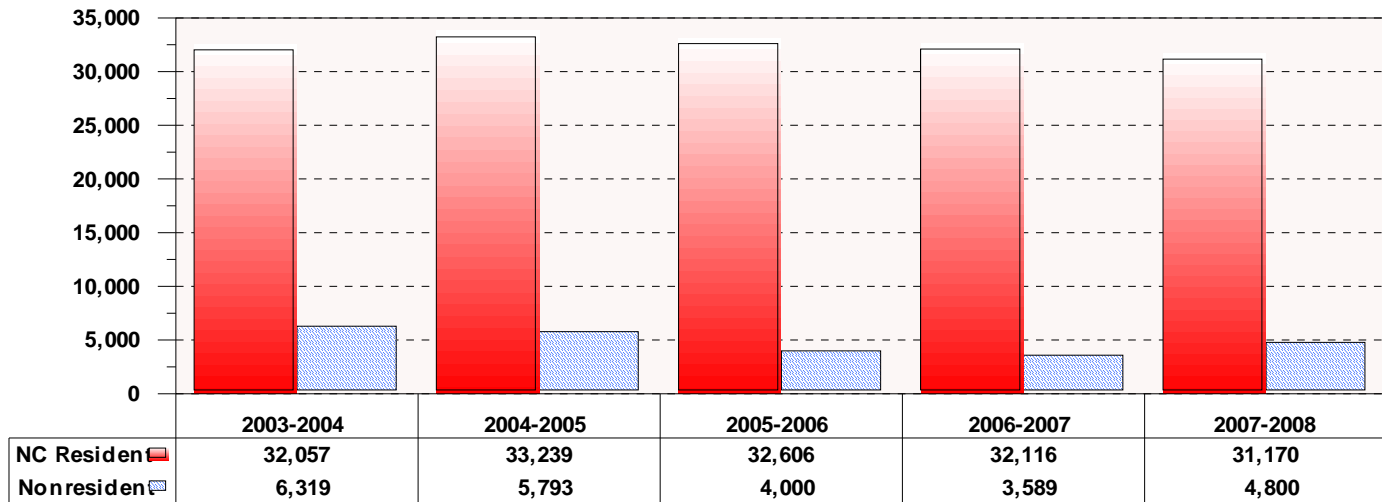
Source: NCCCS Data Warehouse. **Note:** Categories represent duplicated numbers. The capability to retrieve unduplicated counts by category combining both Curriculum and Continuing Education is not available from the NCCCS Data Warehouse at this time. (Percents can vary due to rounding)

Student Profile by Gender for FTCC Educational Programs 2003-2008 *



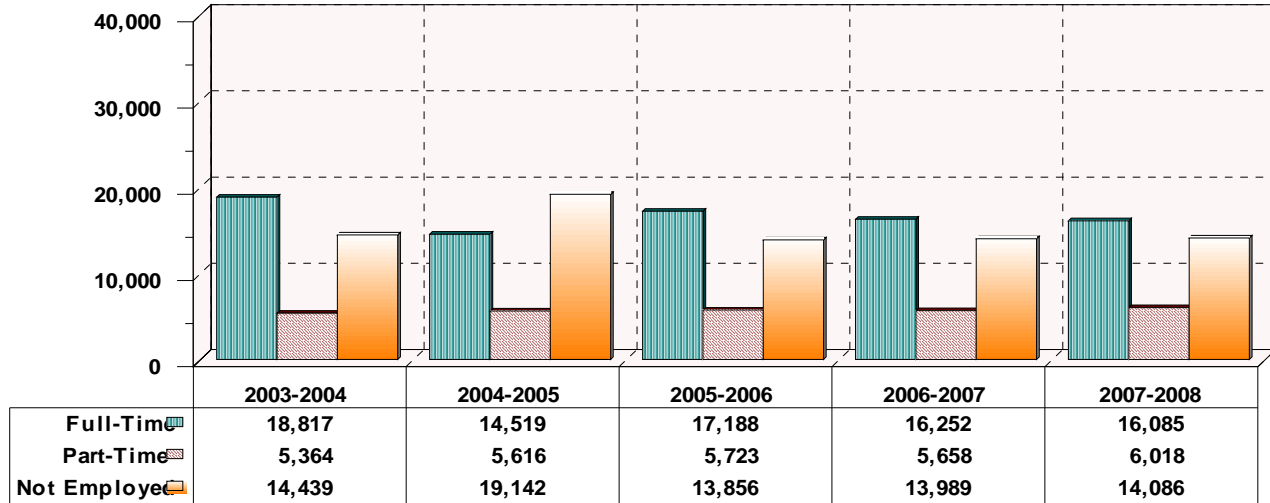
Source: NCCCS Data Warehouse. *** Note:** Categories represent duplicated numbers. The capability to retrieve unduplicated counts by category combining both Curriculum and Continuing Education is not available from the NCCCS Data Warehouse this time.

Student Profile by Residency for FTCC Educational Programs 2003-2008 *



Source: NCCCS Data Warehouse. *** Note:** Categories represent duplicated numbers. The capability to retrieve unduplicated counts by category combining both Curriculum and Continuing Education is not available from the NCCCS Data Warehouse at this time.

Student Profile by Employment Status for FTCC Educational Programs 2003-2008 *



Source: NCCCS Data Warehouse. *** Note:** Categories represent duplicated numbers. The capability to retrieve unduplicated counts by category combining both Curriculum and Continuing Education is not available from the NCCCS Data Warehouse at this time.

Rank In Size of Fayetteville Technical Community College within the System

Average Annual Figures

Year	Curriculum FTE Enrollment	Regular Budget Extension FTE	Total FTE Enrollment	Total Unduplicated Headcount
2003-2004	(3rd) 7,502	(1st) 2,392	(2nd) 10,076	(3rd) 36,920
2004-2005	(3rd) 7,537	(1st) 2,366	(3rd) 10,078	(3rd) 37,620
2005-2006	(3rd) 7,698	(1st) 2,502	(3rd) 10,369	*
2006-2007	(3rd) 7,778	(1st) 2,615	(3rd) 10,560	(4th) 33,930
2007-2008	(4th) 7,560	(2nd) 2,433	(3rd) 10,252	(4th) 33,976

Source: NCCCS Data Warehouse

* Annual unduplicated headcount for 2005-2006 is undeterminable due to an electronic reporting error in the NCCCS Data Warehouse.

Curriculum Programs

● Offering ● ● ● ● ●

FTCC PROGRAMS

TWO-YEAR TECHNICAL PROGRAMS

ONE-YEAR VOCATIONAL PROGRAMS

GENERAL EDUCATION PROGRAMS

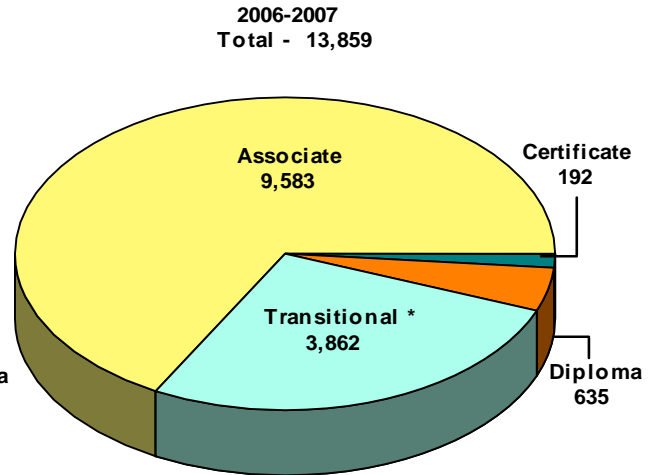
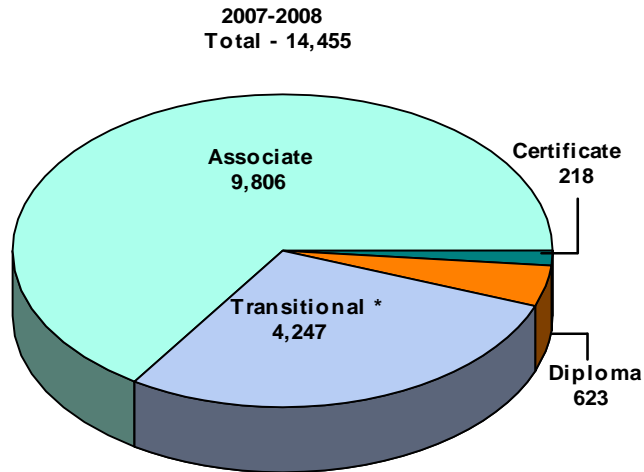
COLLEGE TRANSFER PROGRAMS

ADULT BASIC EDUCATION

CONTINUING EDUCATION & LITERACY PROGRAMS

COMMUNITY SERVICE PROGRAMS

Annual Unduplicated Headcount Curriculum Programs

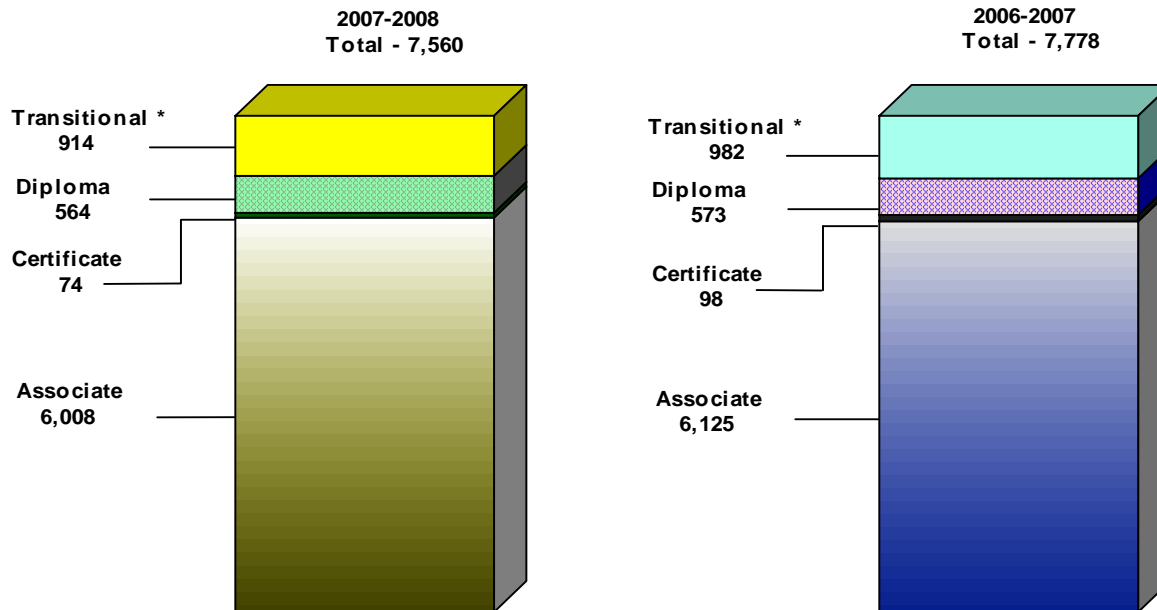


Source: NCCCS Data Warehouse

*Transitional = Transfer Students

Note: Each category is unduplicated. Totaling the categories will not equal the total unduplicated headcount.

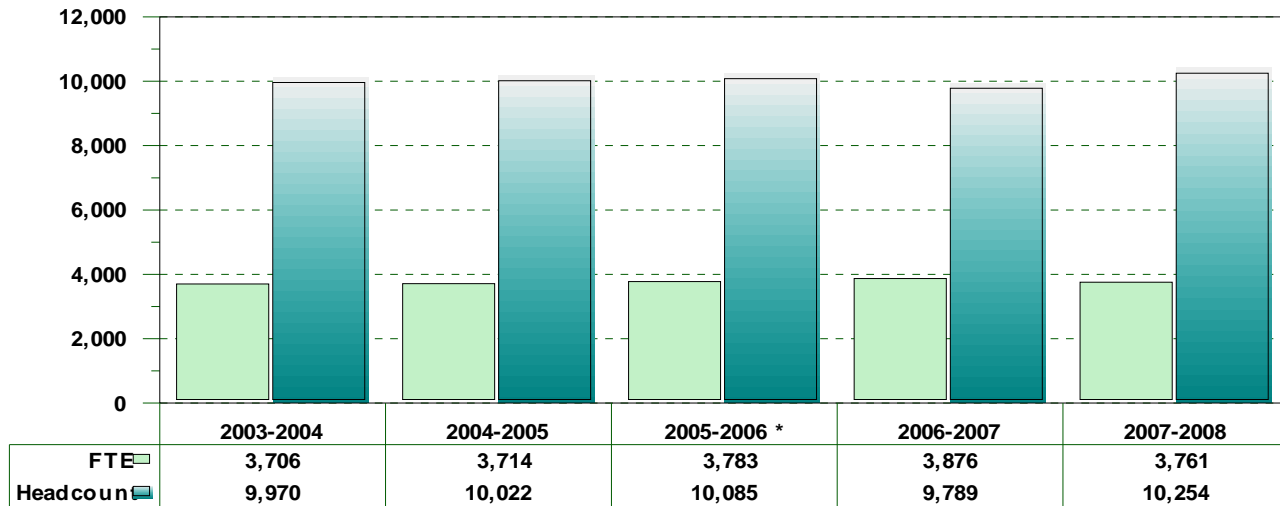
Average Annual Full-Time Equivalent Enrollment Curriculum Programs



Source: NCCCS Data Warehouse

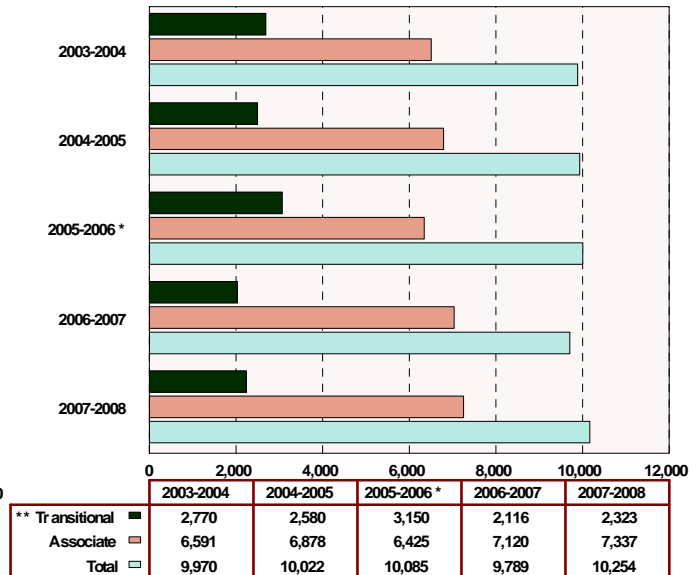
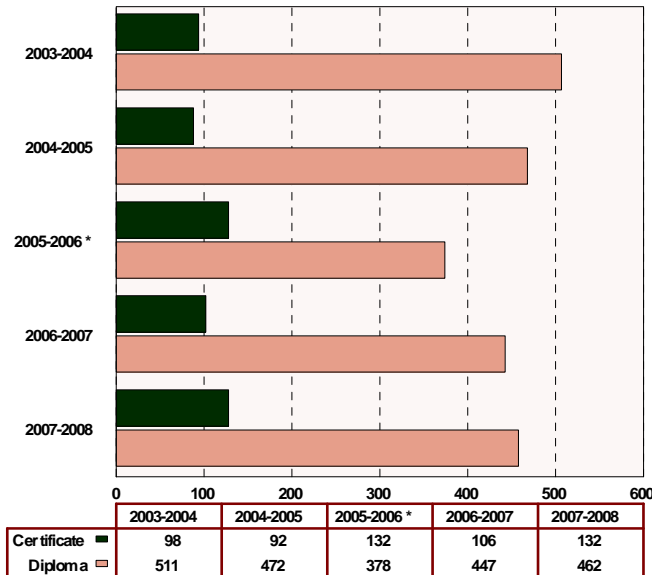
*Transitional = Transfer Students

Enrollment & FTE History Curriculum Programs Fall Semester 2003-2008



Source: NCCCS Data Warehouse (2003-2005 & 2006-2008); *Annual unduplicated headcount was taken from the FTCC student master files and is unedited by NCCCS

Enrollment by Program Area Unduplicated Headcount Fall Semester 2003-2008



Source: NCCCS Data Warehouse (2003-2005 & 2006-2008); *Annual unduplicated headcount was taken from the FTCC student master files and is unedited by NCCCS; **Transitional = Transfer Students

Student Profile for Curriculum Programs Unduplicated Headcount (Individuals) 2007-2008

ANNUAL PROFILE 14,455*

Male	4,486	31%	NC Resident	12,277	84%	Full-time Employed	5,117	35%
Female	9,970	69%	Non-resident	2,277	16%	Part-time Employed	3,149	22%
						Not Employed	6,356	43%
			White	5,906	41%			
			Non-White	8,561	59%			

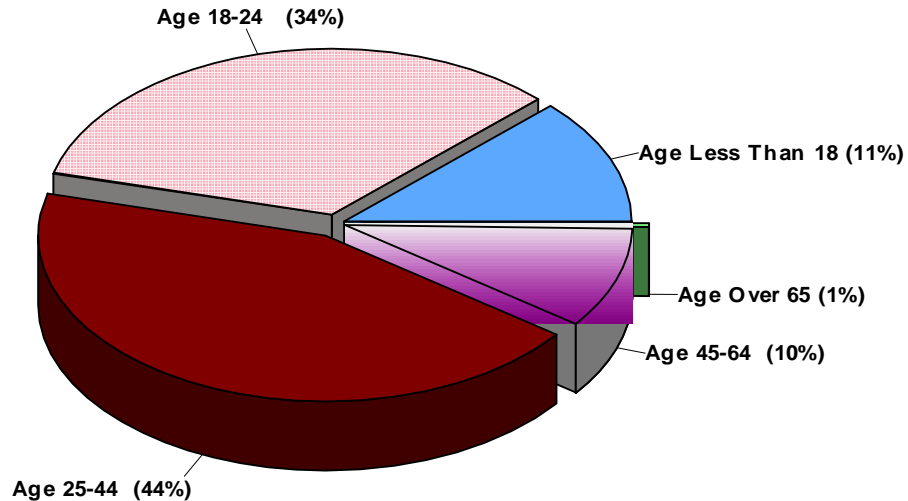
FALL PROFILE 10,254*

Male	3,082	30%	NC Resident	8,913	87%	Full-time Employed	3,414	33%
Female	7,172	70%	Non-resident	1,341	13%	Part-time Employed	2,219	22%
						Not Employed	4,621	45%
			White	4,255	41%			
			Non-White	5,999	59%			

Source: NCCCS Data Warehouse

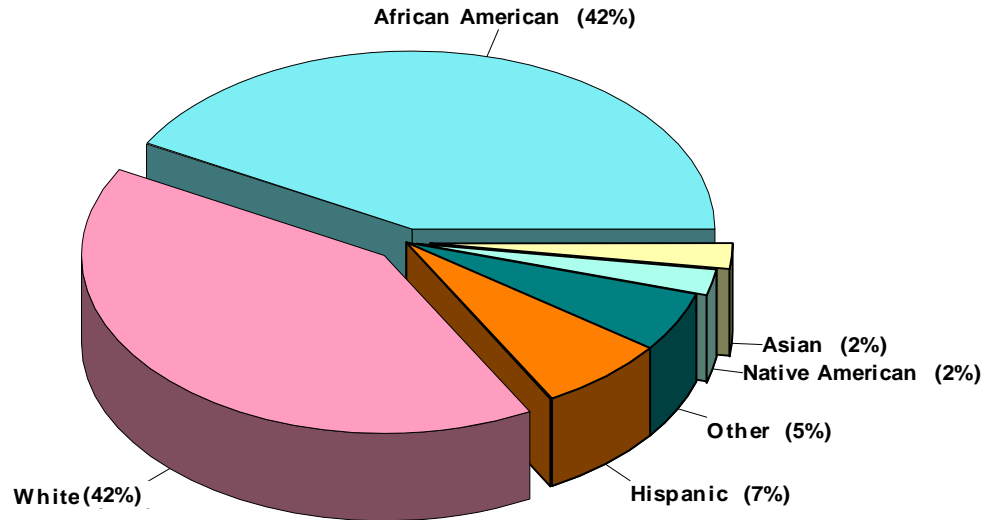
* Unduplicated headcount is reported individually for each category. The sum of these will not equal the total unduplicated headcount.

Student Profile by Age Curriculum Programs 2007-2008



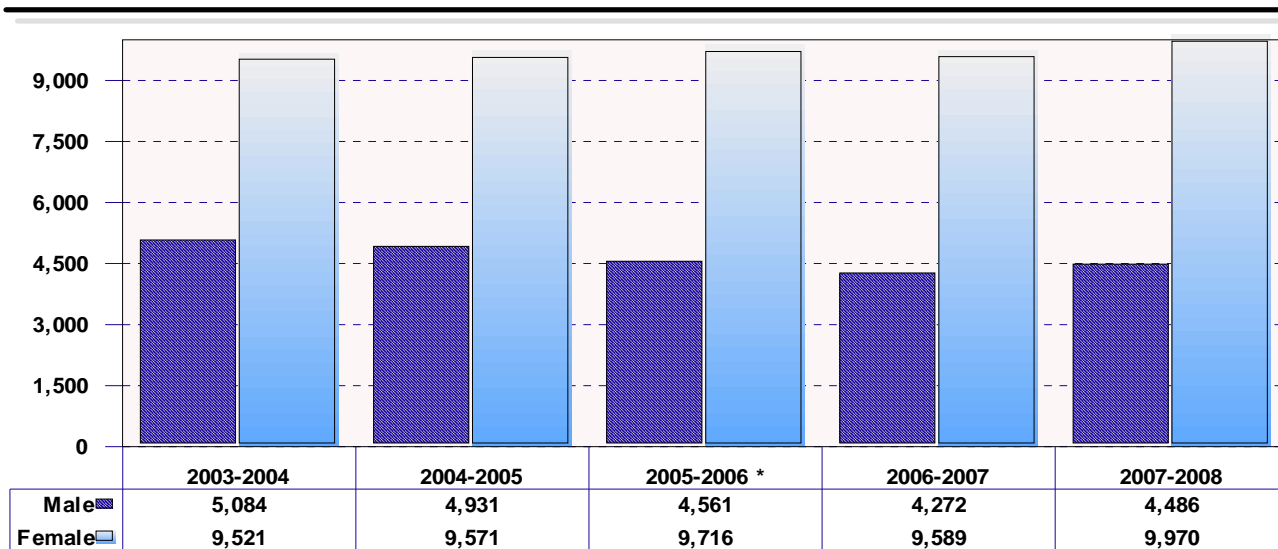
Source: NCCCS Data Warehouse

Student Profile by Race Curriculum Programs 2007-2008



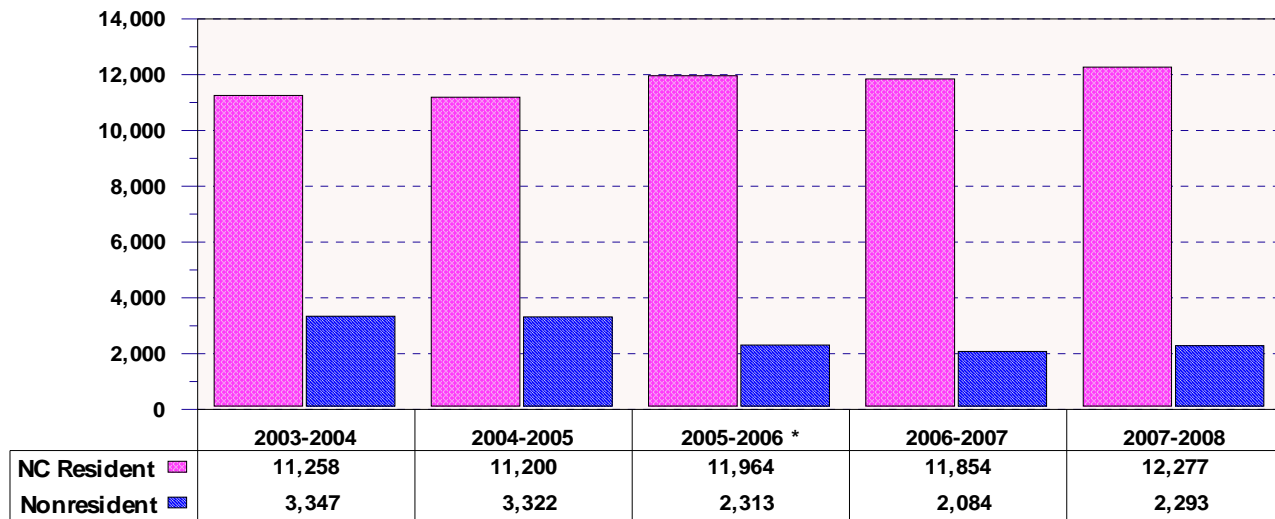
Source: NCCCS Data Warehouse

Student Profile by Gender Curriculum Programs 2003-2008



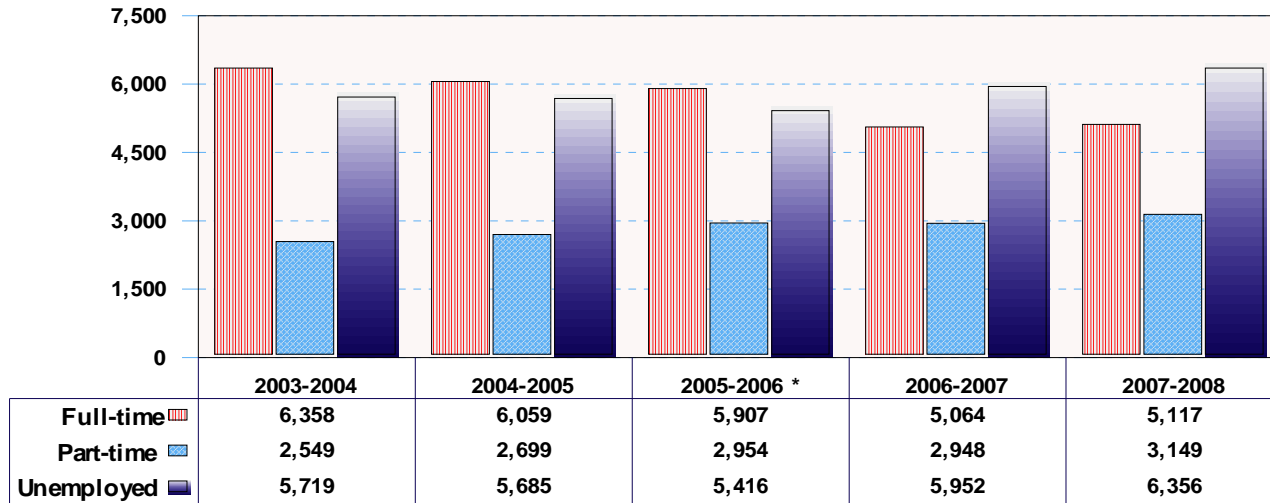
Source: NCCCS Data Warehouse (2003-2005 & 2006-2008); *Annual unduplicated headcount (2005-2006) was taken from the FTCC student master files and is unedited by NCCCS

Student Profile by Residency Curriculum Programs 2003-2008



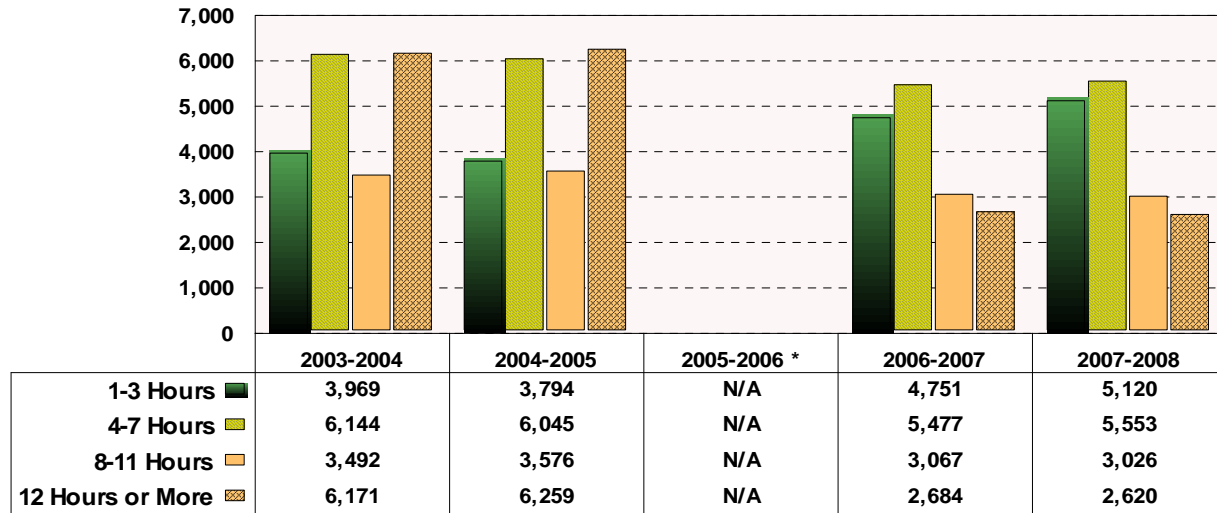
*Source: NCCCS Data Warehouse (2003-2005 & 2006-2008); *Annual unduplicated headcount (2005-2006) was taken from the FTCC student master files and is unedited by NCCCS*

Student Profile by Employment Status Curriculum Programs 2003-2008



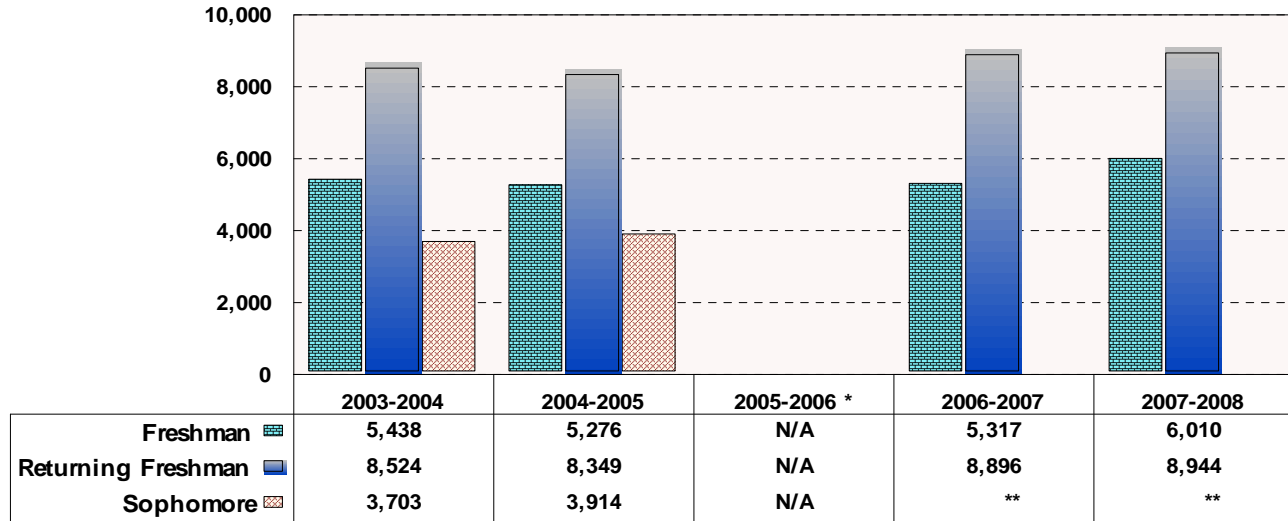
Source: NCCCS Data Warehouse (2003-2005 & 2006-2008); *Annual unduplicated headcount (2005-2006) was taken from the FTCC student master files and is unedited by NCCCS

Student Profile by Credit Hour Load Curriculum Programs 2003-2008



*Source: NCCCS Data Warehouse (2003-2005 & 2006-2008); * Unduplicated headcount (2005-2006) is undeterminable due to an electronic reporting error in the NCCCS Data Warehouse.*

Student Profile by Freshman/Sophomore Classification Curriculum Programs 2003-2008



*Source: NCCCS Data Warehouse (2003-2005 & 2006-2008); * Unduplicated headcount (2005-2006) is undeterminable due to an electronic reporting error in the NCCCS Data Warehouse; ** No Sophomore listed in the Data Warehouse*

List of Approved Curricula and Options by Program Area 2007-2008

AWARD:

A = Associate Degree

D = Diploma

C = Certificate

Dates in () indicate year program began;

[] indicates change in program.

Business Programs

A25100 Accounting (1965)

A30100 Advertising and Graphic Design (1984) [Commercial Art and Advertising Design until 1997] [V-109:1977]

A25120 Business Administration (1965)

C25120C1 Small Business Startup (1999)

C25120C2 Small Business Management (1999)

C25120C3 Entrepreneurship I (2008)

A2512A Business Administration/Banking and Finance (1973) [Banking and Finance until 1997]

A2512C Business Administration/Human Resources Management (1998)

C2512CC1 Equal Opportunity and Employee Relations (2001)

C2512CC2 Payroll and Benefits Specialist Certificate (2008)

A2512F Business Administration/Marketing and Retailing (1970) [Marketing and Retailing until 1997]

C2512FC1 Marketing and Retailing Management Certificate (2006)

C2512FC2 Sales and Customer Service Certificate (2008)

List of Approved Curricula and Options by Program Area 2007-2008 (continued)

Business Programs (continued)

A2512H	Business Administration/Public Administration (1983) [Public Administration until 1997]
A2512G	Business Administration/Operations Management (2002)
C2512GC1	Logistics Management Certificate (2006)
C2512GC2	Total Quality Management Certificate (2007)
A2512I	Business Administration/Electronic Commerce (2001)
A25130	Computer Programming (1999) [Information Systems/Programming 1997-1999; BCP 1984-1997; EDP 1969-1984]
C25130C1	COBOL Programming (1999)
C25130C2	C++ Programming (1999)
C25130C4	Visual Basic Programming (1999)
C25130C5	JAVA Programming (2006)
A25200	Healthcare Management Technology (2001)
A25240	Hotel and Restaurant Management (1999)
C25240C1	Hotel and Restaurant Management
A25260	Computer Information Technology (2006) [Information Systems (1997)]
C25260C1	Computer Technologies (2001)
C25260C2	Linux Certificate (2004)

List of Approved Curricula and Options by Program Area 2007-2008 (continued)

Business Programs (continued)

- C25260C3 Hardware and Software Certificate (2001)
- A25270 Information Systems Security (2003)
- A25290 Web Technologies (2006) [Internet Technologies (2000)]
- C25290C1 Web Basics Certificate (2006) [IT/Web Design Certificate (2003)]
- C25290C2 Web Programming Certificate (2006) [IT/Web Programming Certificate (2003)]
- C25290C3 Web Management Certificate (2006) [IT/Web Management Certificate (2003)]
- C25290C4 Web Back-Office Certificate (2006)[IT/Web Back-Office Certificate (2003)]
- C25290C5 Server Side Web Programming Certificate (2006) [IT/Server Side Web Programming Certificate (2004)]
- C25290C6 Web Database Certificate (2008)
- C25290C7 SGD Basics Certificate (2008)
- C25290C8 Interactive 3D Certificate (2008)
- A25310 Medical Office Administration (1999) [A2536B Office Systems Technology/Medical until 1998]
- C25310C1 Medical Office Administration
- A25340 Networking Technology (2006) [(A2526D)Information Systems - Network Administration and Support (1999)]
- C25340C1 Microsoft Networking (2006) [(C2526DC1)Microsoft Networking Certificate (2001)]
- C25340C2 Novell Networking (2006) [(C2526DC2)Novell Networking (2001)]
- C25340C3 Cisco Networking (2006) [C2526DC4)Cisco Networking Certificate (2001)]
- A25360 Office Systems Technology (1975) [General Office and Administrative Office Technology until 1997]

List of Approved Curricula and Options by Program Area 2007-2008 (continued)

Business Programs (continued)

- C25360C1 Basic Office Systems Technology [Office Applications (1999)]
- A25380* Paralegal Technology (1974)
 - D25380 Paralegal Diploma (2001)
- A55200 Culinary Technology (1979) [Foodservice Management and Foodservice Specialist until 1997]
- C55200C1 Pantry Chef (Garde Manager) (1999)
- C55200C2 Baking (1999)
- A55280 General Occupational Technology (1984) [General Technology Curriculum Core and General Vocational Curriculum Core Until 1997]
- A55340 Postal Service Technology (1979)
 - C55340C Postal Service Technology Certificate (2001)

College Transfer and General Education Programs

- A10100 Associate in Arts (1992)
 - A1010B Business Administration
 - A1010C Business Education and Marketing Education
 - A1010D Criminal Justice
 - A1010E English
 - A1010F English Education
 - A1010G Health Education
 - A1010H History
 - A1010I Nursing
 - A1010J Physical Education

List of Approved Curricula and Options by Program Area 2007-2008 (continued)

College Transfer and General Education Programs (continued)

A1010K	Political Science
A1010L	Psychology
A1010M	Social Science Secondary Education
A1010N	Sociology
A1010P	Elementary Education, Middle Grades Education and Special Education
A1010Q	Social Work
D10100	Associate in Arts Diploma (2007)
A10200	Associate in Fine Arts (2006)
A10300	Associate in General Education (1971) [Associate Degree-General Education until 1997]
A10400	Associate in Science (1992)
A1040A	Biology and Biology Education
A1040B	Chemistry and Chemistry Education
A1040E	Mathematics
A1040F	Mathematics Education
D10400	Associate in Science Diploma (2007)
A20100	Biotechnology (2004)
A55370	Community Spanish Interpreter (2003)
355370C1	Community Spanish Interpreter Facilitator Certificate (2007)
355370C2	Community Spanish Interpreter Spanish Language Certificate (2007)

List of Approved Curricula and Options by Program Area 2007-2008 (continued)

Engineering, Public Service, & Applied Technology Programs

A35100	Air Conditioning, Heating, & Refrigeration Technology (1983) [V-024: 1962]
D35100	Evening A/C, Heating & Refrigeration Technology (2001)
C35100	Basic Air Conditioning, Heating and Refrigeration (1998)
A40100	Architectural Technology (1984) [V-015: 1969]
C40100C1	Architectural Engineering Construction CAD (2006)
D60100	Autobody Repair (1984) [Automotive Body Repair until 1997]
C60100C1	Evening Basic Autobody Repair (2001)
A60160	Automotive Systems Technology (1984) [Automotive Technology until 1997]
C60160C1	Automotive Suspension, Brakes, and Heating/Air Conditioning (1999)
C60160C2	Automotive Engine Performance (1999)
C60160C3	Automotive Power Trains (1999)
C60160C4	Automotive Electrical/Electronics Systems (1999)
C60160C5	Medium/Heavy Truck Maintenance Certificate (2007)
A35140	Building Construction Technology (2003)
D35180	Carpentry (1973, 1992) [Residential Carpentry until 1997]
C35180C1	General Contractors License Preparation (1999)
A40140	Civil Engineering Technology (1963)
C55120	Basic Law Enforcement Training (1985)

List of Approved Curricula and Options by Program Area 2007-2008 (continued)

Engineering, Public Service, & Applied Technology Programs (continued)

- D55140 Cosmetology (1974)
- A55180 Criminal Justice Technology (1974) [Criminal Justice-Protective Services Technology until 1997]
- A55180A Criminal Justice Technology Dual Enrollment with FSU (2005)
- A5518A Criminal Justice Technology/Latent Evidence (2003)
 - C5518AC1 Criminal Justice Technology/Latent Evidence (2003)
- A5518B Criminal Justice Technology/Financial Crime/Computer Fraud (2004)
- A55220 Early Childhood Associate (1988)
 - C55220C1 Child Care Administration (1998)
 - C55220C2 Child Care Development (1998)
 - C55220C3 Child Care Professional (1998)
 - C55220C5 Infant/Toddler Care Certificate (2006)
 - C55220C6 Lateral Entry Teacher Certificate (2006)
- A55220A Early Childhood Associate/Dual Enrollment with FSU (2006)
- A5522A Early Childhood Associate/Special Education (2002)
- A5522B Early Childhood Associate/Teacher Associate (2002)
 - D5522B Early Childhood Associate/Teacher Associate (2003)
- A35220 Electrical/Electronics Technology (2001)
 - D35220 Electrical/Electronics Technology (1971) [Electrical Installation until 1997]

List of Approved Curricula and Options by Program Area 2007-2008 (continued)

Engineering, Public Service, & Applied Technology Programs (continued)

A40200*	Electronics Engineering Technology (1961)
D40200	Electronics Engineering Technology (2005)
A55420	Emergency Preparedness Technology (2005)
A55240	Fire Protection Technology (2005)
A55260*	Funeral Service Education (1974)
D55260	North Carolina Funeral Director (1998)
A1524A	Horticulture Technology/Management (1974) [Horticulture Business Technology until 1997]
C1524A	Basic Landscape Maintenance (2000)
C1524AC2	Horticulture Science Certificate (2006)
A50300	Machining Technology (1983) [V-032: 1962]
C50300	Evening Basic Machining Technology Certificate (2001)
D35300	Plumbing (1974) [Plumbing and Pipefitting until 1997]
C35300C1	Evening Basic Plumbing (2001)
A40380	Surveying Technology (1990)
D50420	Welding Technology (1961) [Welding until 1997]
C50420C1	Evening Basic Welding (2001)

Health Occupations Programs

*A45100	Associate Degree Nursing (1968)
C45180	Central Sterile Processing (2008)
*D45240	Dental Assisting (1973)
*A45260	Dental Hygiene (1971)

List of Approved Curricula and Options by Program Area 2007-2008 (continued)

Health Occupations Programs (continued)

A45340	Emergency Medical Science (1982)
A45340B	Emergency Medical Science Bridging (1998)
D45340	Emergency Medical Science (1998)
C45340	Emergency Medical Science (1998)
A45460	Nuclear Medicine (2004)
D45460	Nuclear Medicine (2005)
C45480	Nursing Assistant Huskins Certificate (2006)
D45580	Pharmacy Technology (1979)
C45580H1	Pharmacy Technology Huskins Certificate (2008)
C45600	Phlebotomy (2000)
A45620*	Physical Therapist Assistant (1975)
D45660	Practical Nursing (1963)
A45700*	Radiography (1975) [Radiologic Technology until 1994]
A45720*	Respiratory Care (1978) [Respiratory Care Technology until 1997]
A45730	Speech-Language Pathology Assistant (1999)
A45740*	Surgical Technology (2002)
D45740*	Surgical Technology (1974)
D45740B*	Surgical Technology Bridging (2004)

List of Approved Curricula and Options by Program Area 2007-2008 (continued)

Developmental Studies Program (Remedial Ed.) (1967)

Consortium s

(A25450) Simulation and Game Development Fayetteville Technical Community College and Wake Technical Community College (2008)

(A45410) Interventional Cardiac & Vascular Technology - ISA with Johnston Community College (2006)

(D45200) Computer Tomography & Magnetic Resonance Imaging Technology - ISA with Edgecombe Community College (2007)

*NOTES: All curriculum codes changed in 1997 as a result of the semester conversion. Letters at the beginning of each curriculum code indicate the program grants either A: Associate Degree, D: Diploma, or C: Certificate. * Denotes programs which are accredited or certified through specialized agencies. Dates in () indicate year program was begun; [] indicate change in program.*

Source: Assoc. Vice President for Curriculum Programs

**Student Enrollment by Curriculum
Annual Unduplicated Headcount
2003-2008**

CURRICULUM	2003-2004	2004-2005	*2005-2006	2006-2007	2007-2008
Accounting (A25100)	154	150	120	147	136
Advertising and Graphic Design (A30100)	132	117	84	89	119
Advertising and Graphic Design (C30100)	1	X	X	X	X
Air Conditioning, Heating, & Refrigeration Technology (A35100)..	78	69	66	90	90
Air Conditioning, Heating & Refrigeration, Basic (C35100)	X	3	4	1	1
Air Conditioning, Heating & Refrigeration (D35100)	10	7	13	10	15
Architectural Technology (A40100)	65	70	59	72	67
Architectural Technology (C40100)	X	X	X	X	3
Architectural Technology/Architectural Engineering					
Construction CAD (A40100C1)	X	X	3	2	X
Associate Degree Nursing (A45100)	154	186	94	223	237
Associate in Arts (A10100)	1,649	1,941	1,663	1,847	1,888
Associate in Arts/Business Administration (A1010B)	8	2	X	1	X
Associate in Arts/Business Education and Marketing (A1010C)	1	X	X	X	X
Associate in Arts/Criminal Justice (A1010D)	X	X	X	X	X
Associate in Arts/Elementary Educ., Middle Grade Education, & Special Education (A1010P)	10	3	X	X	X
Associate in Fine Arts (A10200)	X	X	4	12	30
Associate in Arts/English (A1010E)	1	X	X	X	X
Associate in Arts/English Education (Pre-major) (A1010F)	2	X	X	X	X

**Student Enrollment by Curriculum
Annual Unduplicated Headcount
2003-2008 (continued)**

CURRICULUM	2003-2004	2004-2005	*2005-2006	2006-2007	2007-2008
Associate in Arts/History (A1010H)	2	1	X	X	X
Associate in Arts/Nursing (A1010I)	1	1	1	1	X
Associate in Arts/Physical Education (A1010J)	1	1	X	X	X
Associate in Arts/Political Science (A1010K)	1	X	1	1	X
Associate in Arts/Psychology (A1010L)	9	4	1	X	X
Associate in Arts/Social Science Secondary Education (A1010M)	1	X	X	X	X
Associate in Arts/Social Work (A1010Q)	6	1	X	X	X
Associate in Arts/Sociology (A1010N)	0	1	X	X	X
Associate in General Education (A10300)	2,924	2,895	329	2,862	2,764
Associate in General Education/Associate Degree Nursing (A10300AN)	Incl. in A10300	Incl. in A10300	786	Incl. in A10300	Incl. in A10300
Associate in General Education/Dental Assisting (A10300DA)	Incl. in A10300	Incl. in A10300	86	Incl. in A10300	Incl. in A10300
Associate in General Education/Dental Hygiene (A10300DH)	Incl. in A10300	Incl. in A10300	300	Incl. in A10300	Incl. in A10300
Associate in General Education/Developmental Studies (A10300DS)	Incl. in A10300	Incl. in A10300	X	Incl. in A10300	Incl. in A10300
Associate in General Education/Emergency Medical Science (A10300ES)	Incl. in A10300	Incl. in A10300	40	Incl. in A10300	Incl. in A10300
Associate in General Education/Paralegal Technology (A10300PL)	Incl. in A10300	Incl. in A10300	27	Incl. in A10300	Incl. in A10300
Associate in General Education/Pharmacy (A10300PH)	Incl. in A10300	Incl. in A10300	60	Incl. in A10300	Incl. in A10300
Associate in General Education/Physical Therapists Assistant (A10300PT)	Incl. in A10300	Incl. in A10300	169	Incl. in A10300	Incl. in A10300
Associate in General Education/Practical Nursing (A10300PN)	Incl. in A10300	Incl. in A10300	288	Incl. in A10300	Incl. in A10300
Associate in General Education/Radiography (A10300RA)	Incl. in A10300	Incl. in A10300	340	Incl. in A10300	Incl. in A10300
Associate in General Education/Respiratory Care (A10300RC)	Incl. in A10300	Incl. in A10300	38	Incl. in A10300	Incl. in A10300

**Student Enrollment by Curriculum
Annual Unduplicated Headcount
2003-2008 (continued)**

CURRICULUM	2003-2004	2004-2005	*2005-2006	2006-2007	2007-2008
Associate in General Education/Speech-Language Pathology (A10300SP)	Incl. in A10300	Incl. in A10300	72	Incl. in A10300	Incl. in A10300
Associate in General Education/Surgical Technology (A10300ST) ...	Incl. in A10300	Incl. in A10300	102	Incl. in A10300	Incl. in A10300
Associate in General Education/Surgical Technology (Degree) (A10300ST)	Incl. in A10300	Incl. in A10300	Incl. in A10300	Incl. in A10300	Incl. in A10300
Associate in Science (A10400)	263	305	302	344	344
Associate in Science/Biology & Biology Education (A1040A)	3	1	X	X	X
Associate in Science/Chemistry & Chemistry Education (A1040B) .	1	X	X	X	X
Autobody Repair, Evening (C60100)	1	4	1	2	X
Autobody Repair (D60100)	40	47	63	61	54
Automotive Systems Technology (A60160)	119	109	98	127	112
Automotive Systems Technology (C60160)	2	1	X	3	1
Automotive Systems Technology/Automotive Engine Performance (C60160C2)	X	X	1	X	X
Automotive Systems Technology/Automotive Power Trains					
Certificate (C60160C3)	X	X	1	X	X
Basic CAD Drafting (C50340)	3	X	X	X	X
Basic Law Enforcement Training (C55120)	27	25	17	28	3

**Student Enrollment by Curriculum
Annual Unduplicated Headcount
2003-2008 (continued)**

CURRICULUM	2003-2004	2004-2005	*2005-2006	2006-2007	2007-2008
Biotechnology (A20100)	11	37	32	42	38
Building Construction Technology (A35140)	23	39	28	37	49
Business Administration (A25120)	488	486	424	504	517
Business Administration (C25120).....	X	X	X	X	12
Business Administration/Banking and Finance (A2512A)	57	62	42	57	59
Business Administration/Computer Applications Certificate (C25120) .	8	7	1	9	X
Business Administration/Small Business Startup (C25120C1)	X	X	2	X	X
Business Administration/Small Business Management (C25120C2) ...	X	X	5	X	X
Business Administration/Electronic Commerce (A2512I)	11	14	10	14	7
Business Administration/Human Resources Mgmt. (A2512C)	121	148	134	189	242
Business Administration/Human Resources Mgmt. (C2512C)	1	2	X	3	7
Business Administration/Human Resources Mgmt./Employee Relations (C2512CC1)	X	X	2	X	X
Business Administration/Marketing and Retailing (A2512F)	49	61	45	65	61
Business Administration/Marketing and Retailing (C2512F)	X	X	X	1	1
Business Administration/Operations Management (A2512G)	35	33	33	78	106
Business Administration/Operations Management/Logistics Management (C2512GC1)	X	X	2	1	6
Business Administration/Public Administration (A2512H)	34	41	33	42	40

**Student Enrollment by Curriculum
Annual Unduplicated Headcount
2003-2008 (continued)**

CURRICULUM	2003-2004	2004-2005	*2005-2006	2006-2007	2007-2008
Cabinetmaking (D35160)	10	10	1	X	X
Carpentry (C35180)	2	3	X	1	6
Carpentry/General Contractor's License Prep. (C35180C1)	X	X	1	X	X
Carpentry (D35180)	32	38	31	40	31
Civil Engineering Technology (A40140)	36	38	33	29	33
Community Spanish Interpreter (A55370)	20	38	42	42	45
Community Spanish Interpreter (C55370)	X	X	X	X	2
Computer Programming (A25130)	152	133	91	95	94
Computer Programming (C25130)	4	X	X	2	2
Computer Programming/C++ (C25130C2)	X	X	1	X	X
Computer Programming/Visual Basic Programming (C25130C4)	X	X	2	X	X
Cosmetology (D55140)	145	141	137	128	137
Criminal Justice Technology (A55180)	262	232	242	307	367
Criminal Justice Technology (C55180)	1	2	X	X	X
Criminal Justice Technology/Financial Crime/Computer Fraud (A5518B)	X	18	29	25	28
Criminal Justice Technology/Latent Evidence (A5518A)	147	185	147	143	121
Criminal Justice Technology/Latent Evidence (C5518A)	X	3	4	7	1
Culinary Technology (A55200)	100	91	90	114	130

**Student Enrollment by Curriculum
Annual Unduplicated Headcount
2003-2008 (continued)**

CURRICULUM	2003-2004	2004-2005	*2005-2006	2006-2007	2007-2008
Culinary Technology (C55200)	2	3	X	2	4
Dental Assisting (D45240)	37	34	13	42	42
Dental Hygiene (A45260)	62	54	23	56	58
Diploma in Arts (D10100).....	X	X	X	X	1
Dual Enrolled-High School (T90980)	66	141	137	184	148
Early Childhood Associate (A55220)	539	566	511	561	648
Early Childhood Associate/Special Education (A5522A) .	48	69	70	90	104
Early Childhood Associate/Teacher Associate (A5522B)	60	96	103	125	126
Early Childhood Associate/Teacher Associate (D5522B)	16	7	7	11	8
Early Childhood Certificate (C55220)	66	61	40	55	79
Early Childhood/Child Care Administration (C55220C1) ..	X	X	25	X	X
Early Childhood/Child Care Development (C55220C2)	X	X	7	X	X
Early Childhood/Child Care Professional (C55220C3)	X	X	11	X	X
Early Childhood/Family Child Care (C55220C4)	X	X	13	X	X
Electrical/Electronics Technology (A35220)	1	6	X	36	49
Electrical/Electronics Technology (D35220)	67	59	55	33	22
Electronic Servicing Technology (D50120)	18	7	2	X	X
Electronics Engineering Technology (A40200)	49	45	30	28	35
Electronics Engineering Technology (D40200)	X	X	X	1	X
Emergency Medical Science (A45340)	17	18	31	36	34

**Student Enrollment by Curriculum
Annual Unduplicated Headcount
2003-2008 (continued)**

CURRICULUM	2003-2004	2004-2005	*2005-2006	2006-2007	2007-2008
Emergency Medical Science (C45340)	2	1	X	3	1
Emergency Medical Science (D45340)	7	12	X	5	8
Emergency Medical Science/Bridging (A45340B)	X	X	2	X	X
Emergency Preparedness Technology (A55420)	X	X	7	9	19
Facility Maintenance Worker (D50170)	X	1	X	X	X
Fire Protection Technology (A55240)	X	4	20	37	41
Funeral Service Education (A55260)	278	272	267	265	276
Funeral Service Education (D55260)	110	106	90	99	111
General Occupational Technology (A55280)	18	11	10	19	18
Healthcare Management Technology (A25200)	108	85	59	73	83
Horticulture Technology/Management (A1524A)	41	36	22	40	34
Hotel and Restaurant Management (A25240)	37	38	37	50	64
Hotel and Restaurant Management (C25240)	X	1	X	1	2
Huskins Bill Students, College Connections (T90970)	441	340	405	677	952
Industrial Systems Technology (A50240)	1	X	X	X	X
Industrial Systems Technology (C50240)	4	1	1	X	X
Industrial Systems Technology (D50240)	16	11	X	X	X
Information Systems (A25260)	103	105	82	86	82
Information Systems (C25260)	4	4	X	7	11

**Student Enrollment by Curriculum
Annual Unduplicated Headcount
2003-2008 (continued)**

CURRICULUM	2003-2004	2004-2005	*2005-2006	2006-2007	2007-2008
Information Systems/Computer Technologies (C25260C1)	X	X	10	X	X
Information Systems/Hardware and Software Certificate (C25260C3)	X	X	3	X	X
Information Systems/Linux Certificate (C25260C2)	X	X	1	X	X
Information Systems/Network Administration and Support (A2526D)	X	X	X	X	19
Information Systems/Network Administration and Support (C2526D)	4	3	X	1	X
Information Systems/Nortel Networking Certificate (C2526DC3)	X	X	1	X	X
Information Systems/Programming (A2526E)	1	1	X	X	X
Information Systems Security (A25270)	18	40	37	52	52
Internet Technologies (A25290)	66	70	44	47	44
Internet Technologies (C25290)	X	X	X	4	1
Learn and Earn Online (T90920)	X	X	X	X	48
Machining Technology (A50300)	14	13	14	13	13
Masonry (D35280)	12	12	2	X	X
Mechanical Drafting Technology (D50340)	X	1	X	1	X
Mechanical Drafting Technology (C50340)	X	1	X	X	X
Media Integration Technology (A25300)	22	5	X	X	X
Media Integration Technology (C25300)	2	X	X	X	X

***Student Enrollment by Curriculum
Annual Unduplicated Headcount
2003-2008 (continued)***

CURRICULUM	2003-2004	2004-2005	*2005-2006	2006-2007	2007-2008
Medical Office Administration (A25310)	247	244	265	328	284
Medical Office Administration (C25310C1)	12	11	34	27	41
Networking Technology (A25340)	214	163	119	72	102
Networking Technology (C25340)	X	X	X	7	6
Networking Technology/Cisco Networking (A25340C3) ...	X	X	1	X	X
Networking Technology/Microsoft Networking (A25340C1)	X	X	7	X	X
Networking Technology/Novell Networking (A25340C2) ..	X	X	5	X	X
Nuclear Medicine Technology (A45460)	X	6	13	1	3
Nuclear Medicine Technology (D45460)	X	X	X	11	X
Office Systems Technology (A25360)	55	66	63	68	65
Office Systems Technology, Basic (C25360C1)	4	5	8	8	6
Office Systems Technology/Medical (A2536B)	1	1	1	X	X
Other Innovative High School Programs (T90910).....	X	X	X	X	114
Paralegal Diploma (D25380)	15	11	4	8	13
Paralegal Technology (A25380)	103	101	83	72	73
Paralegal Technology (D25380)	X	X	X	8	X
Pharmacy Technology (D45580)	25	22	13	30	27
Phlebotomy (C45600)	35	40	11	13	19
Physical Therapist Assistant (A45620)	32	35	11	33	34
Plumbing (D35300)	23	28	12	21	17

**Student Enrollment by Curriculum
Annual Unduplicated Headcount
2003-2008 (continued)**

CURRICULUM	2003-2004	2004-2005	*2005-2006	2006-2007	2007-2008
Postal Service Technology (A55340)	17	24	20	25	29
Postal Service Technology (C55340)	X	3	1	1	2
Practical Nursing ((D45660)	41	71	45	94	97
Radiography (Radiologic Technology) (A45700)	42	38	26	53	54
Recreation and Leisure Studies (A55360)	2	X	X	X	X
Respiratory Care (A45720)	45	50	36	44	44
Special Credit Students (T90990)	4,869	4,337	4,524	3,050	3,021
Speech - Language Pathology Assistant (A45730)	35	45	39	49	49
Surgical Technology (A45740)	1	X	3	5	17
Surgical Technology (D45740)	21	22	19	19	11
Surveying Technology (A40380)	15	9	7	15	20
Web Technologies/Server Side Web Programming (C25290C5)	X	X	2	1	X
Web Technologies/Web Design (C25290C1)	X	X	2	1	X
Web Technologies/Web Management (C25290C3)	X	X	1	1	X
Welding, Evening Basic (C50420C1)	X	1	1	3	1
Welding Technology (D50420)	<u>35</u>	<u>25</u>	<u>25</u>	<u>22</u>	<u>30</u>
TOTAL	14,605	14,499	14,277	13,859	14,455

Sources: NCCCS Data Warehouse (2003-2005 & 2006-2008)

* FTCC Datatel student records (2005-2006)

X = No students enrolled

Note: Unduplicated headcount is reported individually for Curriculum and Continuing education. The sum of these will not equal the total unduplicated headcount.

Graduates by Curriculum 2003-2008

AWARD: **A = Associate Degree** **AD = Advanced Diploma**
D = Diploma **C = Certificate**

AWARD	CURRICULUM	2003-2004	2004-2005	2005-2006	2006-2007	2007-2008
A	Accounting (A25100)	15	7	18	14	13
A	Advertising and Graphic Design (A30100)	19	16	13	11	10
A	Air Conditioning, Heating & Refrigeration Technology (A35100)	18	16	8	9	14
D	Air Conditioning, Heating & Refrigeration Technology, Evening (D35100)	2	2	1	1	3
A	Architectural Technology (A40100)	11	7	12	10	13
A	Architectural Engineering Construction/CAD (C40100C1)	X	X	X	18	17
	Associate Degree Nursing (A45100)	63	63	83	91	67
A	Associate in Arts (A10100)	114	106	123	119	91
A	Associate in Arts/Business Administration (A1010B)	1	1	5	X	X
A	Associate in Arts/Business Education (A1010C)	1	5	5	X	X
A	Associate in Arts/Criminal Justice (A1010D)	5	5	5	X	X
A	Associate in Arts /Elementary Education, Middle Grades Education, and Special Education (A1010P)	3	2	5	X	X
A	Associate in Arts/English (A1010E)	1	5	5	X	X
A	Associate in Arts/English Education (A1010F)	5	5	5	X	X

Graduates by Curriculum 2003-2008 (continued)

AWARD CURRICULUM		2003-2004	2004-2005	2005-2006	2006-2007	2007-2008
A	Associate in Arts/History (A1010H)	5	5	5	X	X
A	Associate in Arts/Nursing (A1010I)	5	5	1	X	X
A	Associate in Arts/Political Science (A1010K)	5	5	5	1	X
A	Associate in Arts/Psychology (A1010L)	1	1	5	X	X
A	Associate in Arts/Social Work (A1010M)	2	5	5	X	X
A	Associate in Arts/Sociology (A1010N)	5	1	5	X	X
A	Associate in Fine Arts (A10200).....	X	X	X	X	2
A	Associate in General Education (A10300)	123	147	158	145	95
A	Associate in Science (A10400)	23	18	21	23	17
A	Associate in Science/Biology and Biology Education (A1040A)	5	5	5	X	X
D	Autobody Repair (D60100)	2	2	3	4	4
C	Automotive Electrical/Electronics Systems (C60160C4)	5	5	5	X	X
A	Automotive Systems Technology (A60160)	8	12	8	18	7
C	Automotive Systems Technology/ Automotive Electrical/Electronics Systems (C60160C4)	X	X	X	2	1
C	Automotive Systems Technology/ Automotive Engine Performance (C60160C2)	5	1	5	2	1
C	Automotive Systems Technology/ Automotive Power Trains (C60160C3)	X	X	X	2	1

Graduates by Curriculum 2003-2008 (continued)

AWARD CURRICULUM		2003-2004	2004-2005	2005-2006	2006-2007	2007-2008
C	Automotive Systems Technology/ Automotive Suspension, Brakes and Heating/Air Conditioning (C60160C1).....	X	X	X	X	1
C	Basic Air Conditioning, Heating, and Refrigeration (C35100)	1	5	5	X	X
C	Basic Law Enforcement Training (C55120)	14	42	17	25	X
A	Biotechnology (A20100)	5	5	3	1	3
A	Building Construction Technology (A35140)	5	5	3	2	1
A	Business Administration (A25120)	35	42	33	33	47
A	Business Administration/Banking and Finance (A2512A)	6	8	5	6	5
A	Business Administration/Electronic Commerce (A2512I)	X	1	X	1	X
A	Business Administration/Human Resources Management (A2512C)	18	24	14	10	22
C	Business Administration/Human Resources Management/Equal Opportunity and Employee Relations (C2512CC1)	X	3	6	8	7
A	Business Administration/Marketing & Retailing (A2512F)	1	4	7	9	5
A	Business Administration/Marketing & Retailing/Marketing & Retailing Management (C2512FC1)	X	X	X	1	2
A	Business Administration/Operations Management (A2512G)	3	3	6	3	6
A	Business Administration/Operations Management/Logistics Management (C2512GC1)	X	X	X	3	13
C	Business Administration/Operations Management/Total Quality Management (C2512GC2).....	X	X	X	X	11

Graduates by Curriculum 2003-2008 (continued)

AWARD	CURRICULUM	2003-2004	2004-2005	2005-2006	2006-2007	2007-2008
A	Business Administration/Public Administration (A2512H)	3	6	6	5	5
C	Business Administration/Small Business Management (C25120C2)	6	16	15	20	16
C	Business Administration/Small Business Start-Up (C25120C1) ..	6	13	12	17	14
D	Cabinetmaking (D35160)	6	5	1	X	X
D	Carpentry (D35180) (1992) [V007: Carpentry and Cabinetmaking 1986; V007: Carpentry 1973]	4	12	10	5	4
C	Carpentry/General Contractors License Preparation (C35180C1)	5	1	5	7	4
A	Civil Engineering Technology (A40140)	8	1	2	4	3
A	Community Spanish Interpreter (A55370)	X	1	6	2	3
C	Community Spanish Interpreter/Facilitator (C55370C1)	X	X	X	X	3
C	Community Spanish Interpreter/Spanish Language (C55370C2)	X	X	X	X	3
A	Computer Information Technology (A25260)	11	8	13	8	5
C	Computer Information Technology/Computer Technologies (C25260C1)	33	23	16	10	3
C	Computer Information Technology/Hardware and Software (C25260C3)	5	5	11	4	2
C	Computer Information Technology/Linux (C25260C2)	5	6	3	2	3
A	Computer Programming (A25130)	14	7	12	6	3

Graduates by Curriculum 2003-2008 (continued)

AWARD CURRICULUM	2003-2004	2004-2005	2005-2006	2006-2007	2007-2008
C Computer Programming/C++ (C25130C1)	3	2	2	1	X
C Computer Programming/COBOL (C25130C2)	13	5	7	6	X
C Computer Programming/JAVA Programming (C25130C5) ..	X	X	X	4	X
C Computer Programming/RPG Programming (C25130C3) ...	13	5	7	5	X
C Computer Programming/Visual Basic (C25130C4)	14	3	6	4	X
D Cosmetology (D55140)	11	13	11	15	20
A Criminal Justice Technology (A55180)	26	19	22	19	5
A Criminal Justice Technology/Dual Enrollment w/FSU (A55180A)	X	X	X	2	8
A Criminal Justice Technology/Financial Crime/Computer Fraud (A5518B)	5	5	3	1	3
C Criminal Justice Technology/Investigations (C55180C2)	5	5	5	X	X
A Criminal Justice Technology/Latent Evidence (A5518A)	3	14	10	13	12
C Criminal Justice Technology/Latent Evidence/Latent Evidence Certification (C5518AC1)	5	8	3	10	4
C Criminal Justice Technology/Law Enforcement (C55180C1) ..	1	1	5	X	X
A Culinary Technology (Management) (A55200)	8	8	3	5	4
C Culinary Technology/Baking (C55200C2)	4	2	1	4	2
C Culinary Technology/Pantry Chef (Garde Manager) (C55200C1)	5	1	5	5	X

Graduates by Curriculum 2003-2008 (continued)

AWARD		2003-2004	2004-2005	2005-2006	2006-2007	2007-2008
D	Dental Assisting (D45240)	27	25	27	31	28
A	Dental Hygiene (A45260)	27	19	19	18	23
A	Early Childhood Associate (A55220)	53	52	53	45	39
A	Early Childhood Associate.Dual Enrollment w/FSU (A55220A)	X	X	X	1	3
C	Early Childhood/Child Care Administration (C55220C1)	24	25	16	15	7
C	Early Childhood/Child Care Development (C55220C2)	23	25	22	22	14
C	Early Childhood/Child Care Professional (C55220C3)	26	26	21	20	13
C	Early Childhood/Family Child Care (C55220C4)	6	7	5	4	1
C	Early Childhood/Infant/Toddler Care (C55220C5)	X	X	X	5	13
A	Early Childhood/Special Education (A5522A)	5	8	11	9	13
A	Early Childhood/Teacher Associate (A5522B)	1	3	9	5	11
D	Early Childhood/Teacher Associate (D5522B)	5	5	1	1	2
A	Electrical/Electronics Technology (A35220)	X	X	X	2	X
D	Electrical/Electronics Technology (D35220)	14	15	10	10	5
D	Electronic Servicing Technology (D50120)	7	5	5	X	X
A	Electronics Engineering Technology (A40200)	4	6	4	3	5
A	Emergency Medical Science (A45340)	5	5	6	7	7
C	Emergency Medical Science (C45340)	X	X	X	4	X
D	Emergency Medical Science (D45340).....	X	X	X	X	1
A	Emergency Medical Science/Bridging (A4534B)	3	5	5	X	X

Graduates by Curriculum 2003-2008 (continued)

AWARD	CURRICULUM	2003-2004	2004-2005	2005-2006	2006-2007	2007-2008
A	Emergency Preparedness Technology (A55420).....	X	X	X	X	2
A	Fire Protection Technology (A55240).....	X	X	X	X	1
A	Funeral Service Education (Consortium) (A55260)	41	52	38	41	29
D	Funeral Service Education/North Carolina Funeral Director (D55260)	52	44	42	38	48
A	General Occupational Technology (A55280)	8	8	9	3	4
A	Healthcare Management Technology (A25200)	8	10	8	9	11
A	Horticulture Technology /Management (A1524A)	5	5	3	6	4
A	Hotel and Restaurant Management (A25240)	4	4	5	5	3
C	Hotel and Restaurant Management (C25240)	5	5	5	5	X
D	Industrial Maintenance Technology (D50240)	5	5	5	X	X
A	Industrial Management Technology (A50260)	5	5	5	X	X
A	Industrial Systems Technology (A50240)	6	1	1	8	X
C	Information Systems/Network Administration and Support/Nortel Networking (C2526DC3)	1	1	1	1	X
A	Information Systems/Programming (A2526E)	1	1	X	X	X
A	Information Systems Security (A25270)	5	1	5	4	6
A	Networking Technology (A25340).....	27	24	18	17	7
C	Networking Technology/Cisco Networking (C25340C3)	10	14	12	7	6
C	Networking Technology/Microsoft Networking (C25340C1)	12	12	9	6	6

Graduates by Curriculum 2003-2008 (continued)

AWARD	CURRICULUM	2003-2004	2004-2005	2005-2006	2006-2007	2007-2008
C	Networking Technology/Novell Networking (C25340C2)	10	13	9	8	6
A	Machining Technology (A50300)	5	4	5	3	4
D	Masonry (D35280)	5	2	3	X	X
C	Masonry, Basic (C35280)	1	5	5	X	X
C	Mechanical Drafting Technology/Basic CAD Drafting (C50340)	3	4	1	X	X
A	Media Integration Technology (A25300)	2	1	1	X	X
C	Media Integration Technology/Hardware and Software (C25300C1)	14	14	2	X	X
A	Medical Office Administration (A25310)	21	20	22	25	20
C	Medical Office Administration (C25300C1)	11	18	18	26	22
A	Networking Technology (A25340)	X	X	X	2	7
A	Nuclear Medicine Technology (A45460)	5	5	3	6	X
D	Nuclear Medicine Technology (D45460)	X	X	X	X	3
C	Office Applications (C25310C1)	5	5	5	X	X
A	Office Systems Technology (A25360)	6	5	2	2	6
C	Office Systems Technology/Basic Office Systems Technology (C25360C1)	7	13	14	12	11
A	Office Systems Technology/Medical (A2536B)	5	5	5	X	X
A	Paralegal Technology (A25380)	15	10	13	13	11
D	Paralegal Technology (D25380)	5	4	4	X	2

Graduates by Curriculum 2003-2008 (continued)

AWARD CURRICULUM		2003-2004	2004-2005	2005-2006	2006-2007	2007-2008
D	Pharmacy Technology (D45580)	10	9	12	14	19
C	Phlebotomy (C45600)	26	32	33	34	29
A	Physical Therapist Assistant (A45620)	9	12	16	11	10
D	Plumbing (D35300)	7	4	7	5	9
C	Plumbing/Basic Evening Plumbing (C35300C1)	5	5	5	X	X
A	Postal Service Technology (A55340)	1	5	1	2	1
C	Postal Service Technology (C55340)	5	1	1	1	X
D	Practical Nursing (D45660)	20	36	42	48	55
A	Radiography (Radiologic Technology) (A45700)	15	15	14	21	20
C	Real Estate (C25400) (Technical Specialty)	5	5	5	X	X
A	Recreation and Leisure Studies (A55360)	5	1	5	X	X
A	Respiratory Care (A45720)	15	20	16	15	20
A	Speech - Language Pathology Assistant (A45730)	11	15	23	14	13
A	Surgical Technology (A45740)	X	X	X	2	4
D	Surgical Technology (D45740)	16	17	14	10	11
A	Surveying Technology (A40380)	3	5	4	2	4
A	Web Technologies (A25290)	6	9	1	5	3
C	Web Technologies/Server Side Web Programming Certificate (C25290C5)	5	1	5	1	X
C	Web Technologies/Web Back-Office (C25290C4)	5	4	5	5	1

Graduates by Curriculum 2003-2008 (continued)

AWARD	CURRICULUM	2003-2004	2004-2005	2005-2006	2006-2007	2007-2008
C	Web Technologies/Web Basics (C25290C1)	9	3	1	4	1
C	Web Technologies/Web Management (C25290C3)	7	4	5	5	1
C	Web Technologies/Web Programming (C25290C2)	4	5	5	5	X
D	Welding Technology (D50420)	9	2	1	1	5
	Total Degrees [A]	840	873	898	867	782
	Total Diplomas [D & AD]	193	192	189	185	223
	Total Certificates [C]	<u>312</u>	<u>354</u>	<u>276</u>	<u>350</u>	<u>213</u>
	TOTAL GRADUATES	1,345	1,419	1,363	1,402	1,218

* Denotes programs officially terminated.

** Denotes programs not available for student enrollment, pending discontinuation through NCCCS.

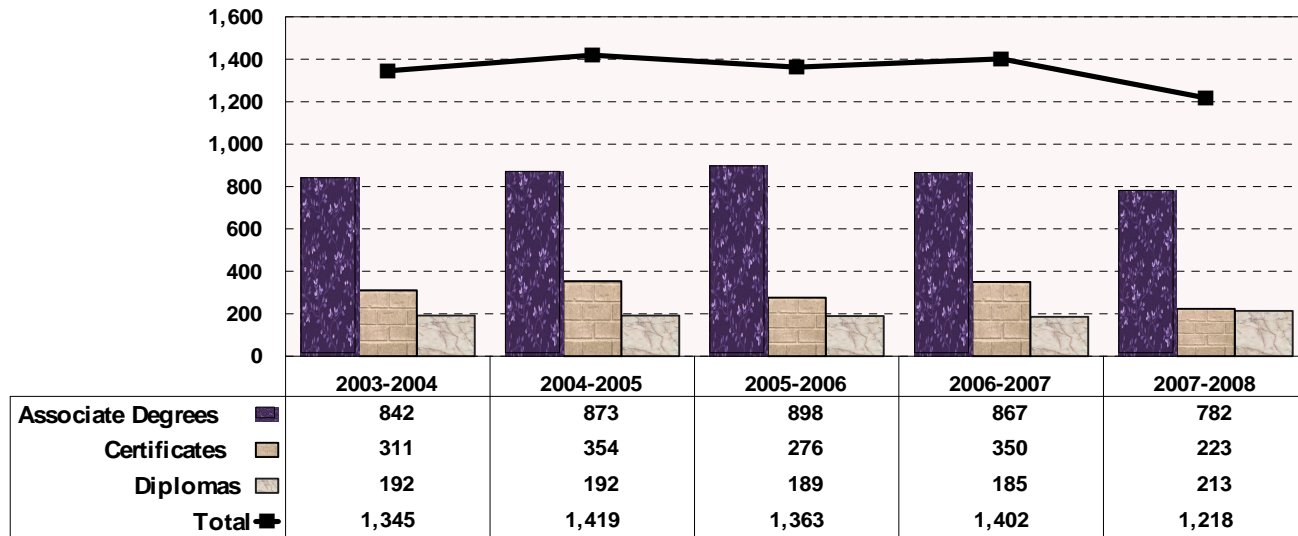
*** Denotes programs changing from Curriculum to Continuing Education.

Source: FTCC Job Placement Office

Note: Census Date (Oct 1 to Sep 30)

X = No graduates

Total Graduates Curriculum Programs 2003-2008



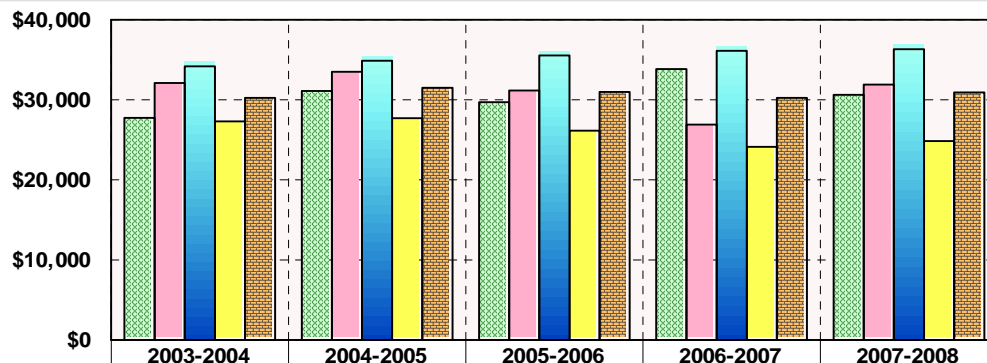
Source: FTCC Job Placement Reports

**Annual Placement Report Summary
Associate Degree and Diploma Programs
2007-2008**

Program Area	Number of Graduates	Number of Graduates Available to Work	Available Graduates Working		Working Graduates Working in Cumberland County		Working Graduates in a Curriculum Related Job		Salary Average
Business	333	237	179	76%	140	78%	131	73%	\$30,608
College Transfer and General Education Programs	217	106	89	84%	67	75%	76	85%	\$31,890
Health	310	243	214	88%	143	67%	175	82%	\$36,319
Engineering, Public Service and Applied Technology	358	265	236	89%	151	64%	163	69%	\$24,849
Totals/Averages	1,218	851	718	84%	503	70%	546	76%	\$30,917

Source: FTCC Job Placement Report

Average Annual Salaries of FTCC Graduates Curriculum Programs 2003-2008

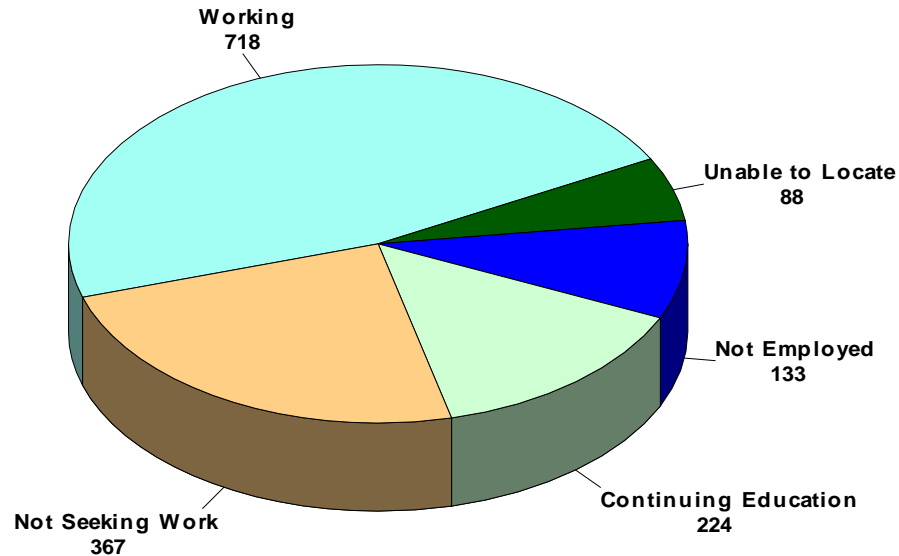


Business	\$27,745	\$31,110	\$29,702	\$33,831	\$30,608
College Transfer & General Educ.	\$32,100	\$33,512	\$31,156	\$26,894	\$31,890
Health	\$34,179	\$34,869	\$35,531	\$36,102	\$36,319
Eng., Public Svs. & Applied Tech.	\$27,295	\$27,707	\$26,159	\$24,135	\$24,849
Average	\$30,246	\$31,493	\$30,989	\$30,241	\$30,917

Source: FTCC Job Placement Reports

Graduate Employment Status Associate Degree and Diploma Programs 2007-2008

84% of
graduates
available to
work are
employed



Source: FTCC Job Placement Report

Curriculum Licensure Statistics 2003-2008

Curriculum					
	2003-2004	2004-2005	2005-2006	2006-2007	2007-2008
Associate Degree Nursing	90%	89%	82%	86%	88%
Basic Law Enforcement Training	96%	73%	94%	96%	93%
Cosmetology	88%	90%	83%	77%	83%
Dental Hygiene	100%	100%	89%	100%	87%
Emergency Medical Science Basic *	86%	77%	91%	79%	91%
Funeral Service Education	88%	70%	66%	84%	80%
Pharmacy Technology	100%	100%	100%	100%	100%
Physical Therapist Assistant	88%	91%	93%	78%	90%
Practical Nursing	100%	95%	94%	98%	89%
Radiography	100%	100%	100%	100%	100%
Real Estate (Sales)	67%	74%	63%	67%	100%
Respiratory Care	73%	69%	87%	86%	72%

Source: Various Licensure/Certification Boards

* Includes Curriculum and Continuing Education

Fayetteville Technical Community College Top Paying Positions by Graduate Salaries 2007-2008

NOTE: The salaries listed below are not necessarily "entry-level" salaries. Each figure is the average salary for a recent graduate of Fayetteville Technical Community College; some of these graduates already have experience in their respective fields.

Business Programs

Information Systems Security	\$44,760
Business Administration/Operations Management/Logistics Management	\$41,408
Business Administration/Operations Management	\$37,021
Computer Programming	\$37,000

College Transfer and General Education Programs

Associate in General Education	\$37,361
Associate in Arts	\$33,452
Community Spanish Interpreter	\$33,000
Associate in Science	\$23,747

Engineering, Public Service and Applied Tech. Programs

Criminal Justice Technology	\$48,000
Welding Technology	\$40,000
Funeral Service Education/North Carolina Funeral Director	\$36,879
Plumbing	\$33,133

Health Programs

Dental Hygiene	\$53,641
Nuclear Medicine Technology	\$45,760
Associate Degree Nursing	\$41,666
Physical Therapy Assistant	\$39,563

Source: FTCC Job Placement Report

Continuing Education

NON-CREDIT EDUCATIONAL PROGRAMS

BASIC SKILLS EDUCATION

FORT BRAGG-SOLDIER DEVELOPMENT

BUSINESS AND INDUSTRY

INDUSTRY SERVICES

BUSINESS SERVICES

LAW ENFORCEMENT TRAINING

COMMUNITY SERVICES

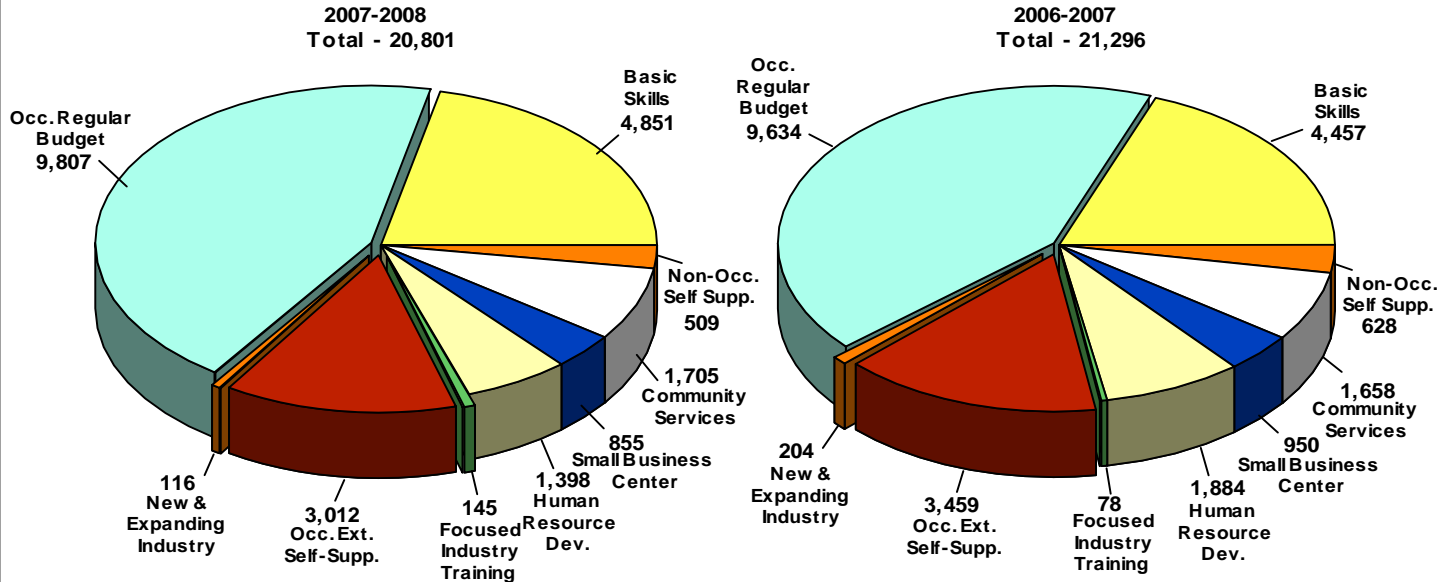
NON-CREDIT ONLINE CLASSES

FIRE/RESCUE TRAINING

OCCUPATIONAL EXTENSION

SMALL BUSINESS CENTER

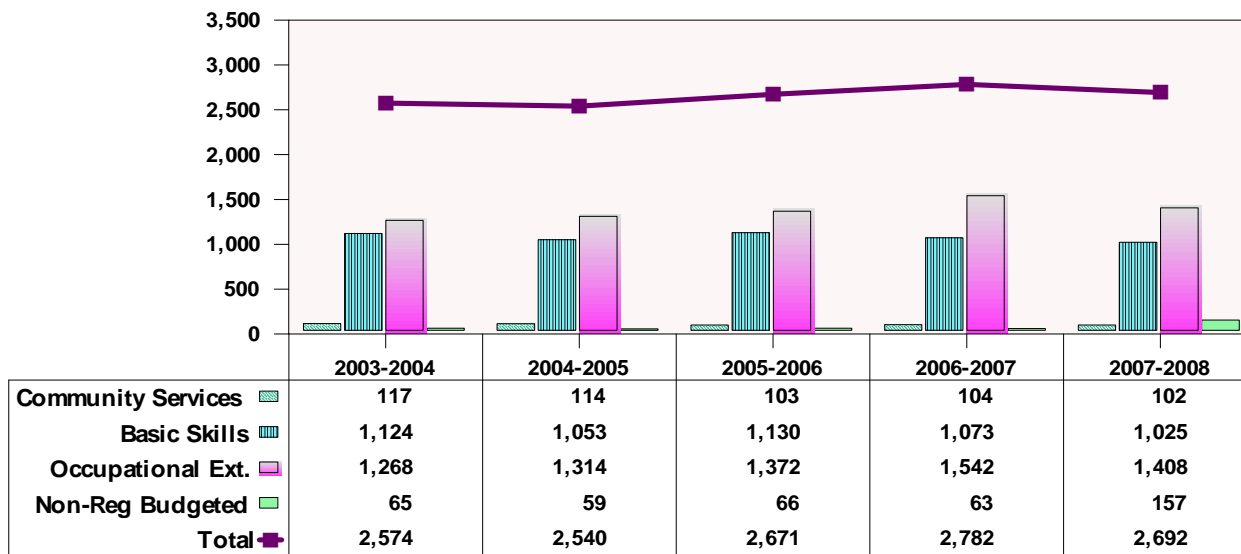
Annual Unduplicated Headcount (Individuals) Continuing Education Division



Source: NCCCS Data Warehouse

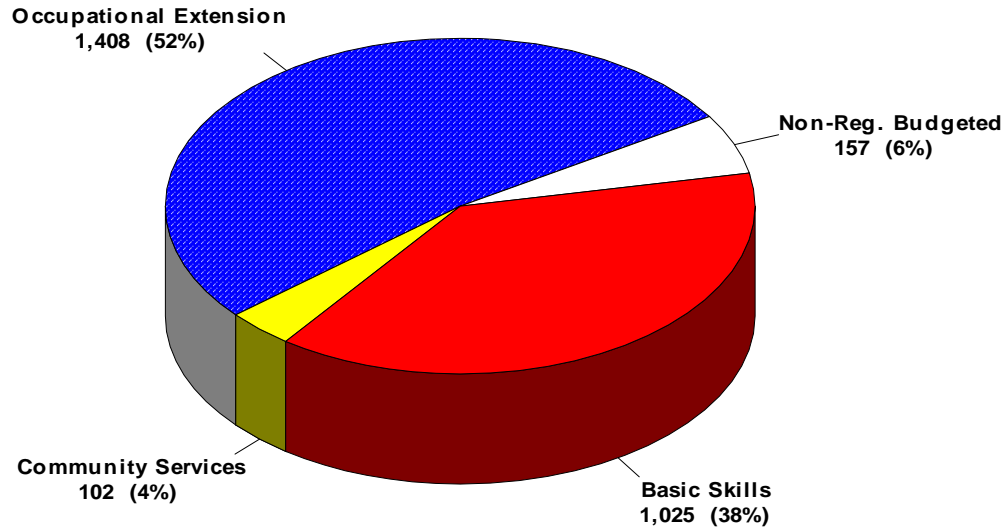
* Unduplicated headcounts are reported in each cell. Sections may not add up to the total.

Average Annual Full-Time Equivalent Enrollment Continuing Education Division 2003-2008



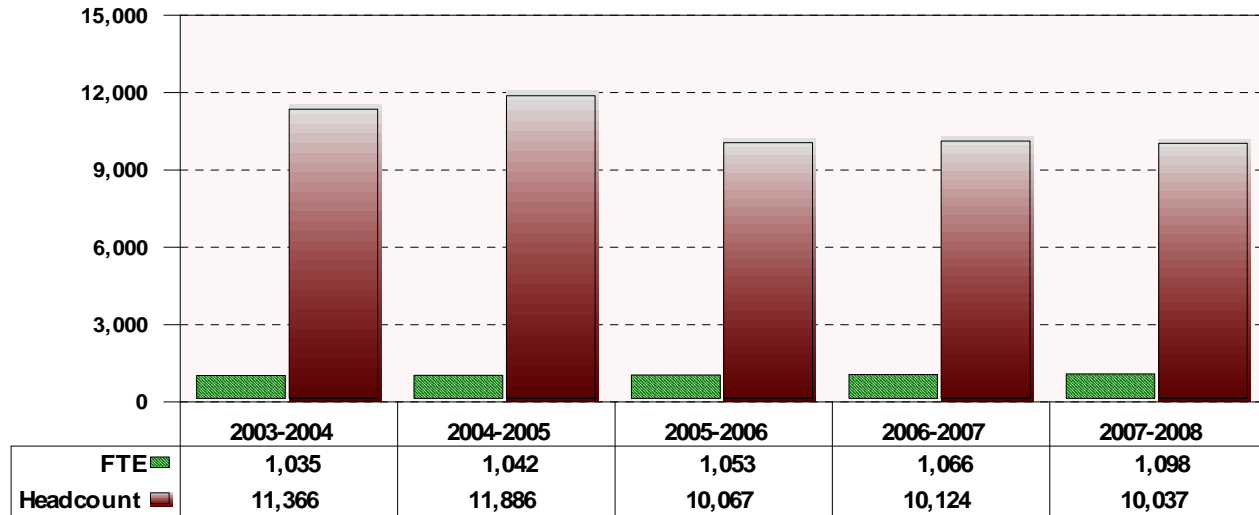
Source: NCCCS Data Warehouse

Average Annual Full-Time Equivalent Enrollment Continuing Education Division 2007-2008



Source: NCCCS Data Warehouse.

Enrollment History Continuing Education Division Fall Semester 2003-2008



Source: NCCCS Data Warehouse

Note: Headcount is unduplicated.

**Student Profile for Continuing Education Division
Unduplicated Headcount (Individuals)
2007-2008**

ANNUAL PROFILE (20,801) *

Male	10,036	47%	NC Resident	18,893	88%
Female	11,347	53%	Non-resident	2,523	12%
White	10,063	47%	Full-time Employed	10,968	51%
Non-White	11,320	53%	Part-time Employed	2,869	13%
			Not Employed	7,730	36%

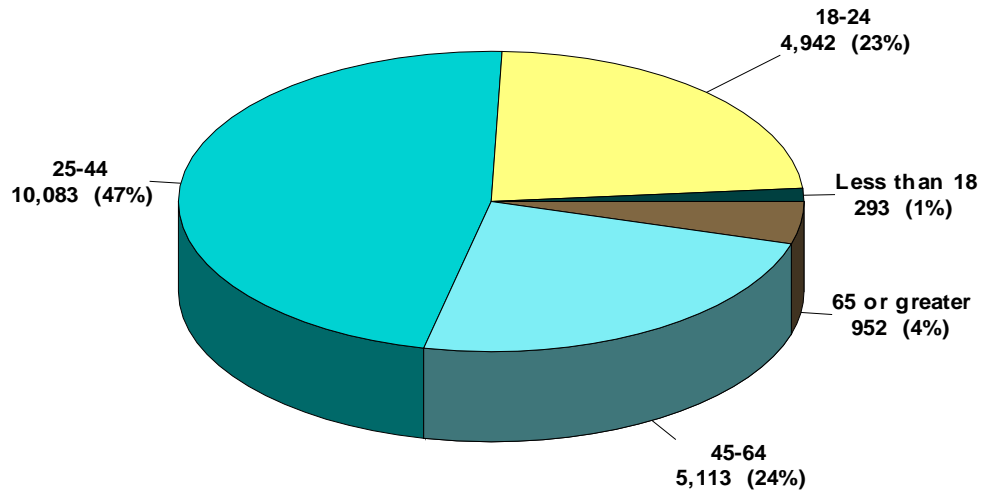
FALL PROFILE (10,037) *

Male	4,851	48%	NC Resident	9,182	90%
Female	5,356	52%	Non-resident	1,025	10%
White	5,001	49%	Full-time Employed	5,063	50%
Non-White	5,206	51%	Part-time Employed	1,282	13%
			Not Employed	3,862	37%

Source: NCCCS Data Warehouse

* Unduplicated headcount is reported individually for each category. The sum of these may not equal the total unduplicated headcount.

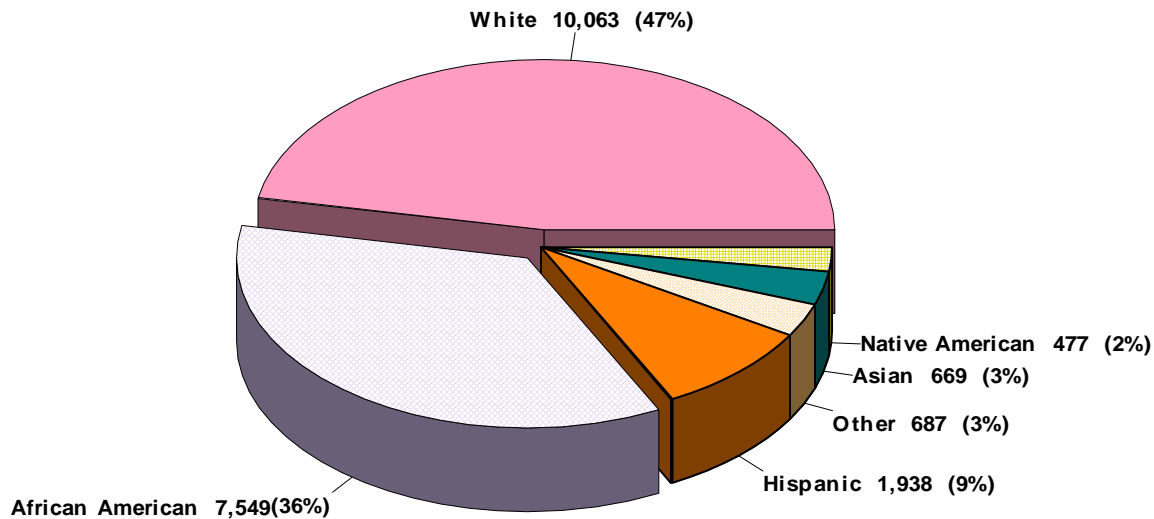
Student Profile by Age Continuing Education Division 2007-2008



Source: NCCCS Data Warehouse.

Note: Unduplicated headcounts are reported in each cell. Catagories may not add up to the total.

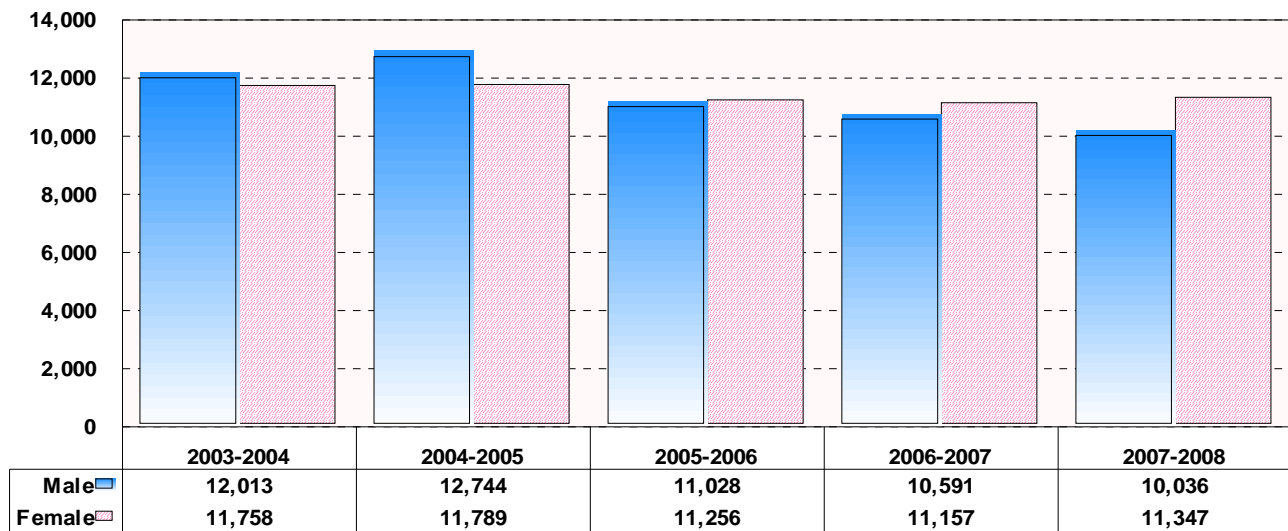
Student Profile by Race Continuing Education Division 2007-2008



Source: NCCCS Data Warehouse

Note: Unduplicated headcounts are reported in each cell. Categories may not add up to the total.

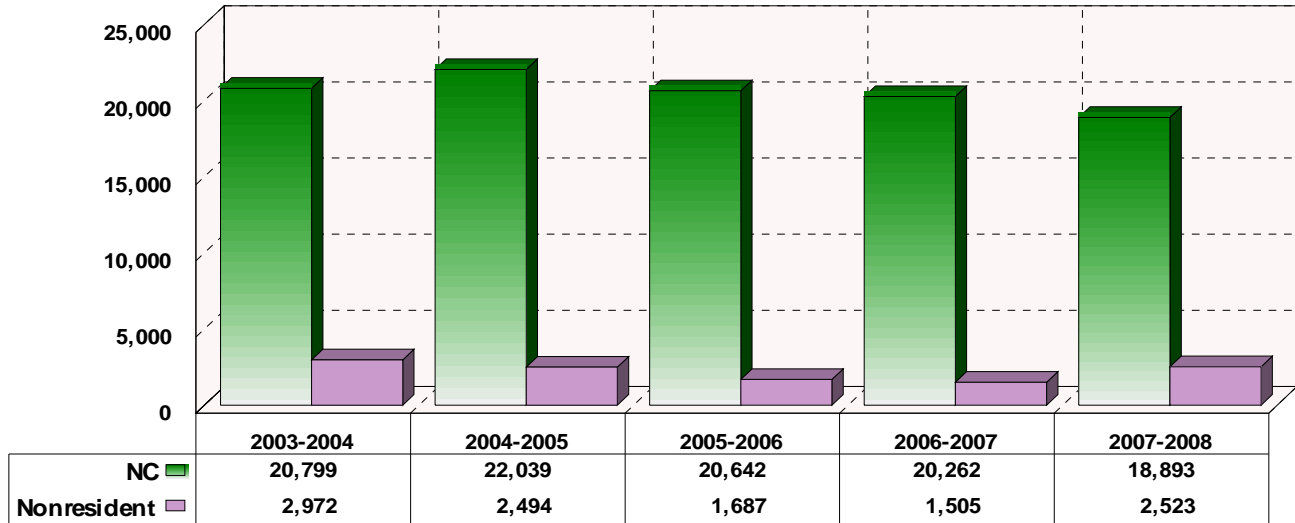
Student Profile by Gender Continuing Education Division 2003-2008



Source: NCCCS Data Warehouse

Note: Unduplicated headcounts are reported in each cell. Categories may not add up to the total.

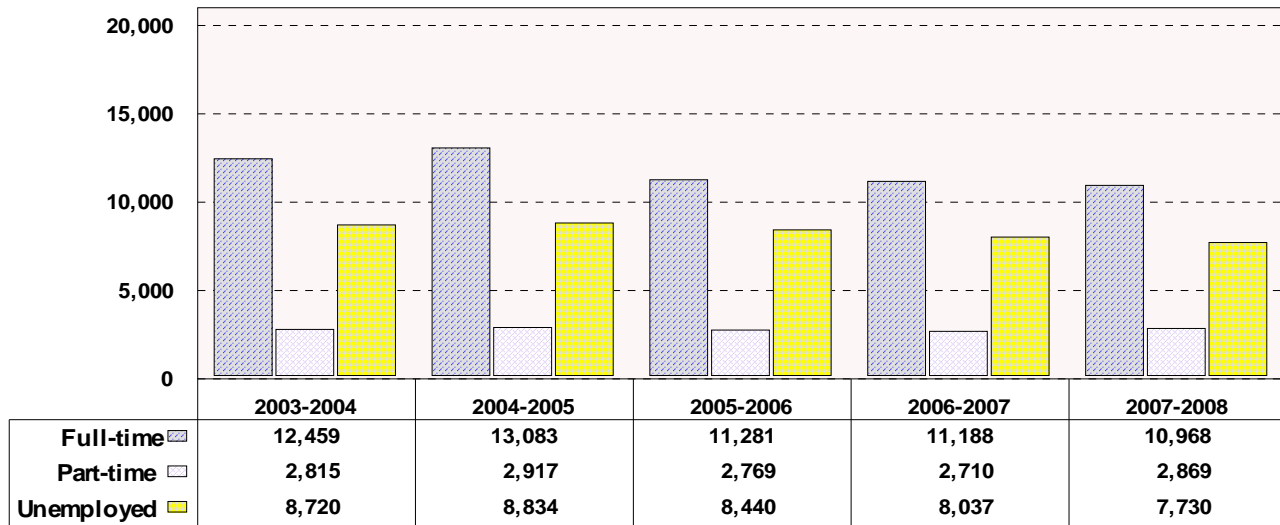
Student Profile by Residency Continuing Education Division 2003-2008



Source: NCCCS Data Warehouse

Note: Unduplicated headcounts are reported in each cell. Categories may not add up to the total.

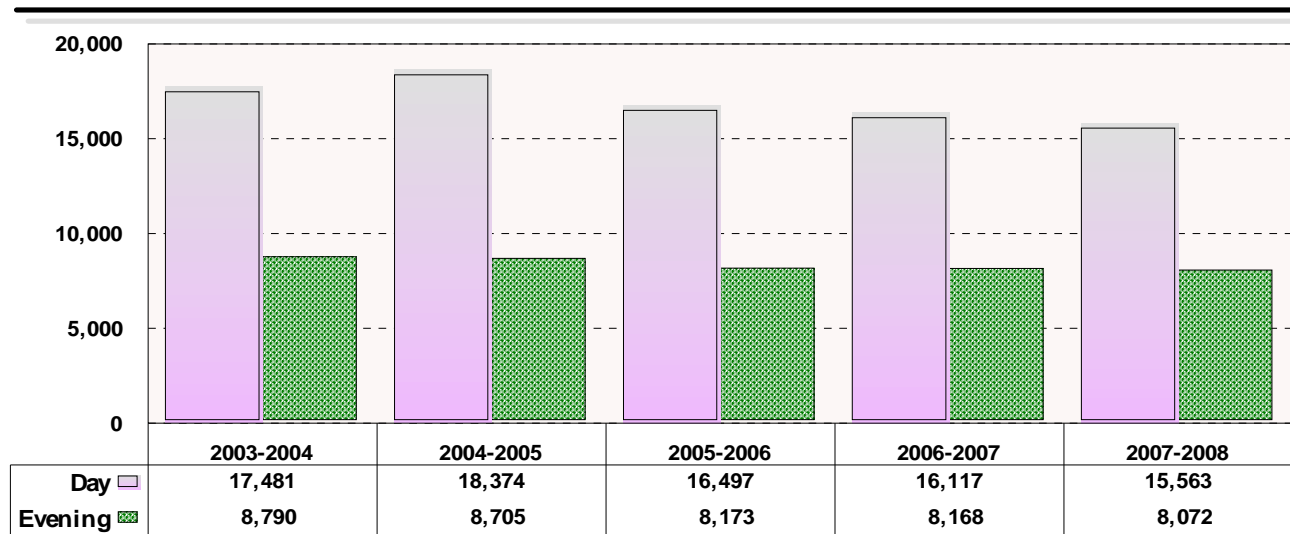
Student Profile by Employment Status Continuing Education Division 2003-2008



Source: NCCCS Data Warehouse

Note: Unduplicated headcounts are reported in each cell. Categories may not add up to the total.

Student Profile by Time of Attendance Continuing Education Division 2003-2008



Source: NCCCS Data Warehouse

Note: Unduplicated headcounts are reported in each cell. Categories may not add up to the total.

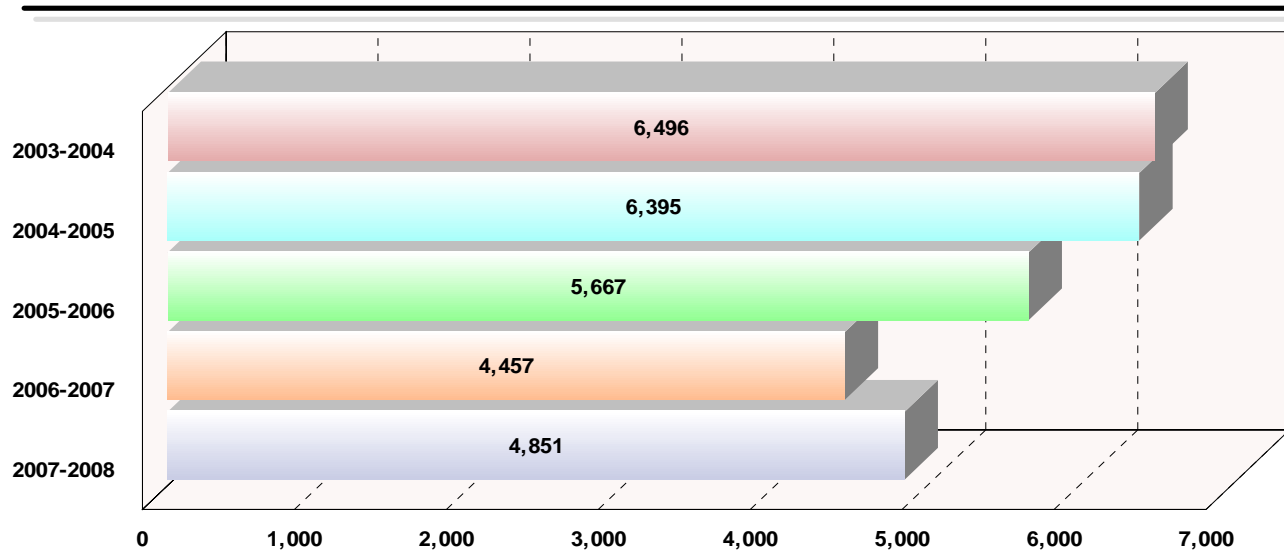
Enrollment by Program Area for Continuing Education Division
Annual Unduplicated Headcount
2003-2008

	2003-2004	2004-2005	2005-2006	2006-2007	2007-2008
Basic Skills Programs	6,496	6,395	5,667	4,457	4,851
Occupational Regular Budget (OCC RB)	11,329	11,002	9,982	9,634	9,807
Occupational Self-Supporting (OCC SS)	3,516	4,334	3,319	3,459	3,012
Focused Industry Training (FIT)	94	54	58	78	145
Human Resource Development (HRD)	1,337	1,804	1,918	1,884	1,398
New & Expanding Industry (NIT/EIT)	0	0	0	204	116
Small Business Center (SBC)	586	544	754	950	855
Community Services (COMM SVC)	1,939	1,962	1,741	1,658	1,705
Non-Occupational Self -Supporting (NON OCC SS)	351	382	317	628	509
Continuing Education Total*	23,771	24,533	22,050	21,296	20,801

Source: NCCCS Data Warehouse

** Unduplicated headcounts are reported in each cell. Catagories may not add up to the total.*

***Literacy Program Totals--Continuing Education Division
Annual Unduplicated Headcount
2003-2008***



Source: NCCCS Data Warehouse

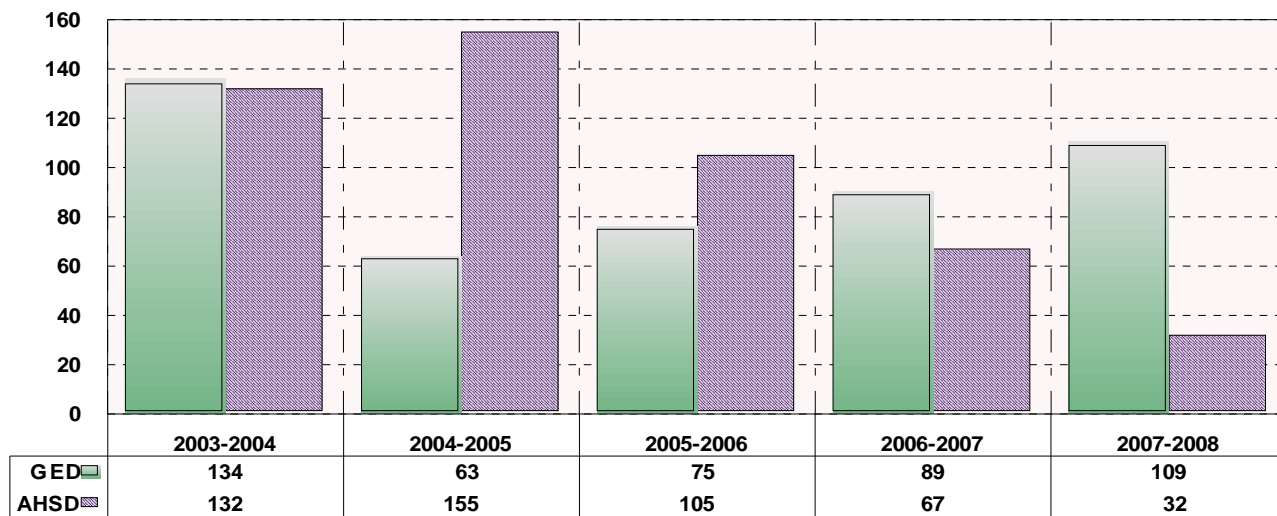
Average Annual FTE by Program Area
Continuing Education Division
2006-2008

Programs	2006-2007 Avg. Annual	2007-2008 Avg. Annual	2007-2008		
			Spring *	Summer *	Fall *
Basic Skills Programs	1,073	1,025	389	227	408
Occupational Regular Budget (OCC RB)	1,542	1,408	447	355	606
Occupational Self-Supporting (OCC SS)	48	48	30	7	10
Focused Industry Training (FIT)	1	4	3	0	1
Human Resource Development (HRD)	0	0	0	0	0
New & Expanding Industry (NIT/EIT)	0	81	19	40	22
Small Business Center (SBC)	6	6	3	1	2
Community Services	104	102	29	28	45
Non-Occupational Self -Supporting (NON OCC SS)	9	17	4	10	3

Source: NCCCS Data Warehouse

* Note: Totals may not equal due to rounding.

Total Graduates in GED and AHSD 2003-2008



Source: Office of the Director of Basic Skills

Learning Resources

FTCC SUCCESS CENTER

QUALIFIED SUCCESS CENTER INSTRUCTORS

COURSE SPECIFIC COMPUTER SOFTWARE

AUDIO VISUAL AIDS

PRINTED MATERIALS

HANDOUTS (INSTRUCTOR DEVELOPED AND
REVIEWED)

PAUL H. THOMPSON LIBRARY

PRINTED MEDIA

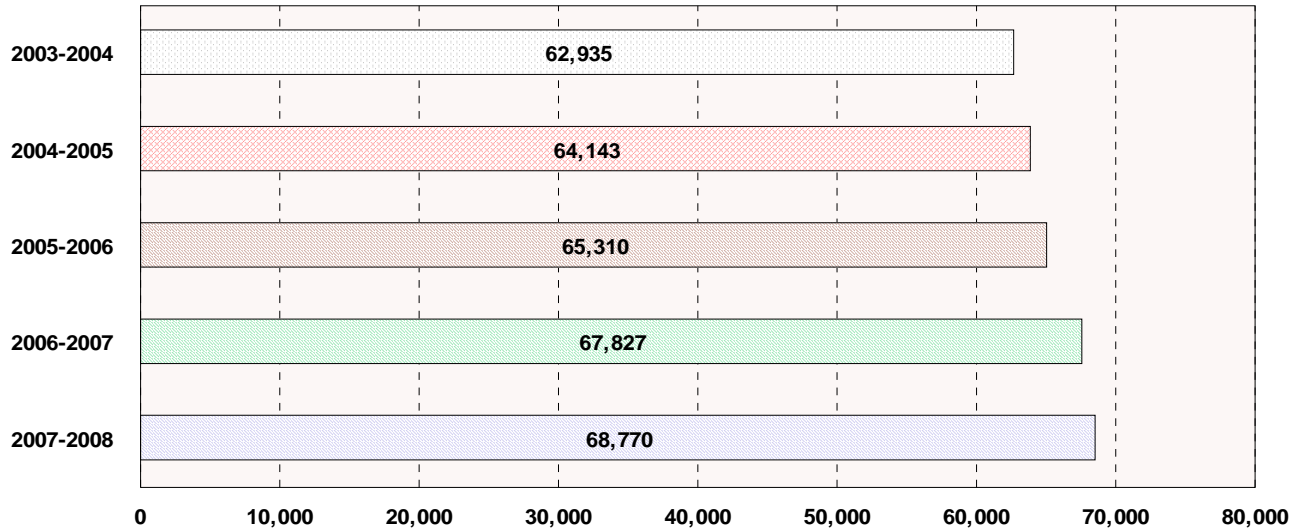
VIRTUAL REFERENCE

DISTANCE SERVICES

ELECTRONIC DATABASES

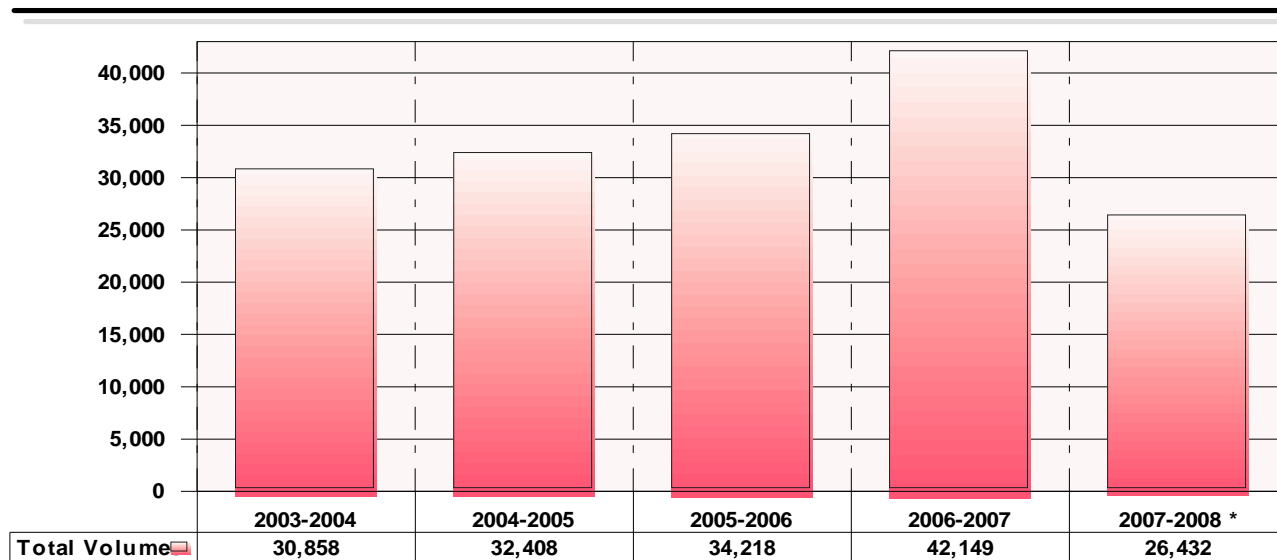
LIBRARY CATALOG

***Library: Collection
Total Number of Volumes
2003-2008***



Source: FTCC Learning Resources Center Annual Statistical Report

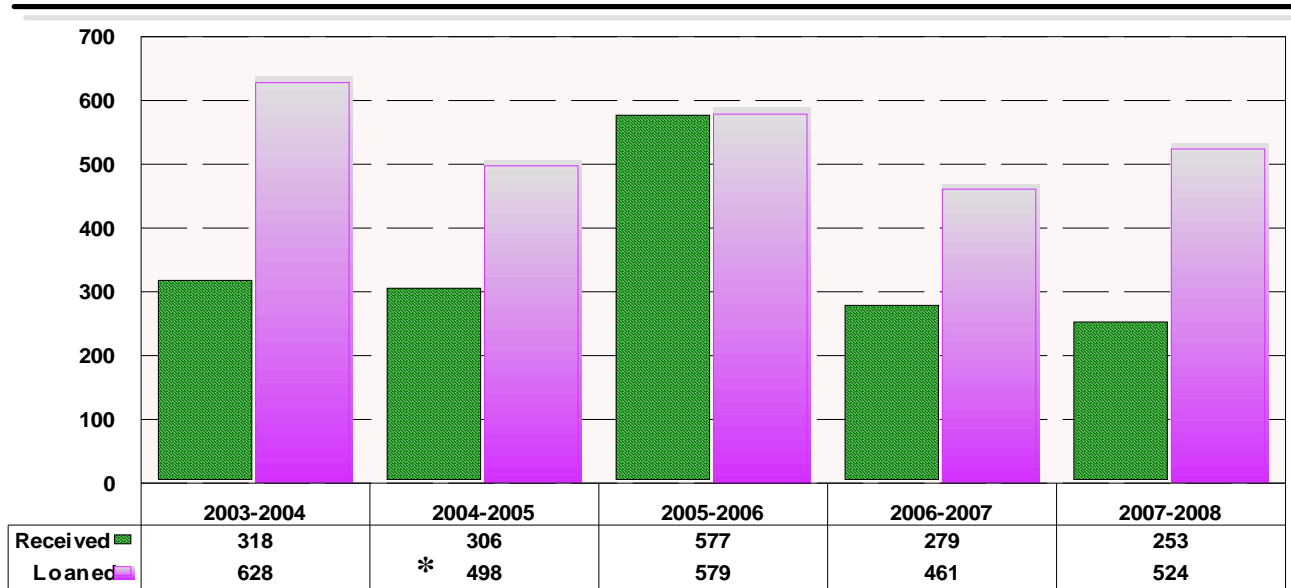
Library: Total Book & Materials Circulation (Including Reserve) 2003-2008



Source: *FTCC Learning Resources Center Annual Statistical Report*

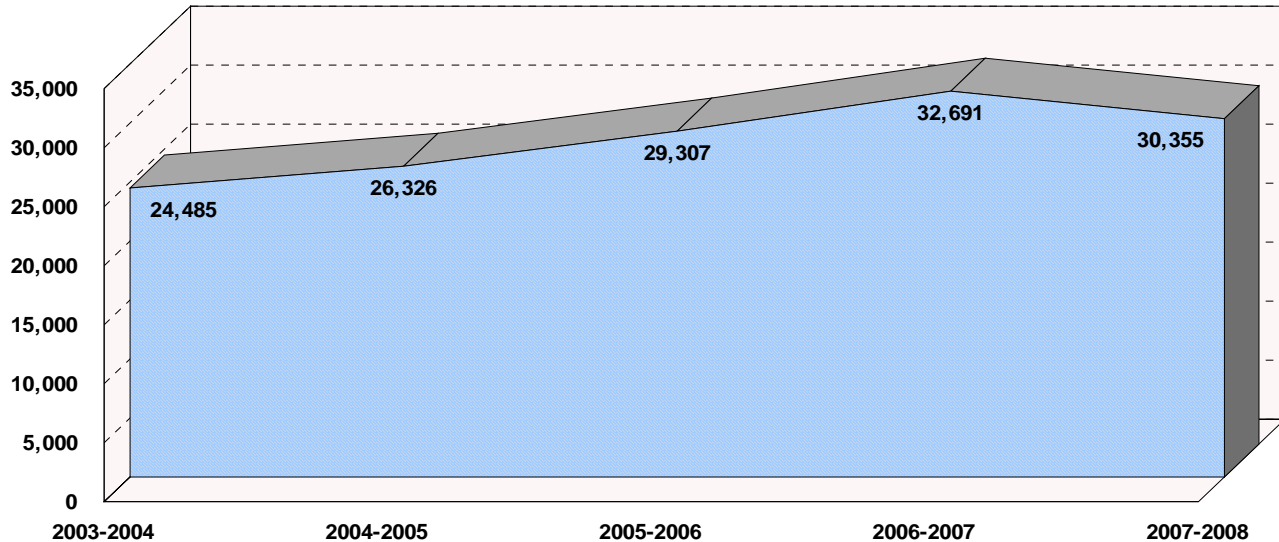
*** Note:** *Decrease due to electronic database usage.*

Library: Interlibrary Loans 2003-2008



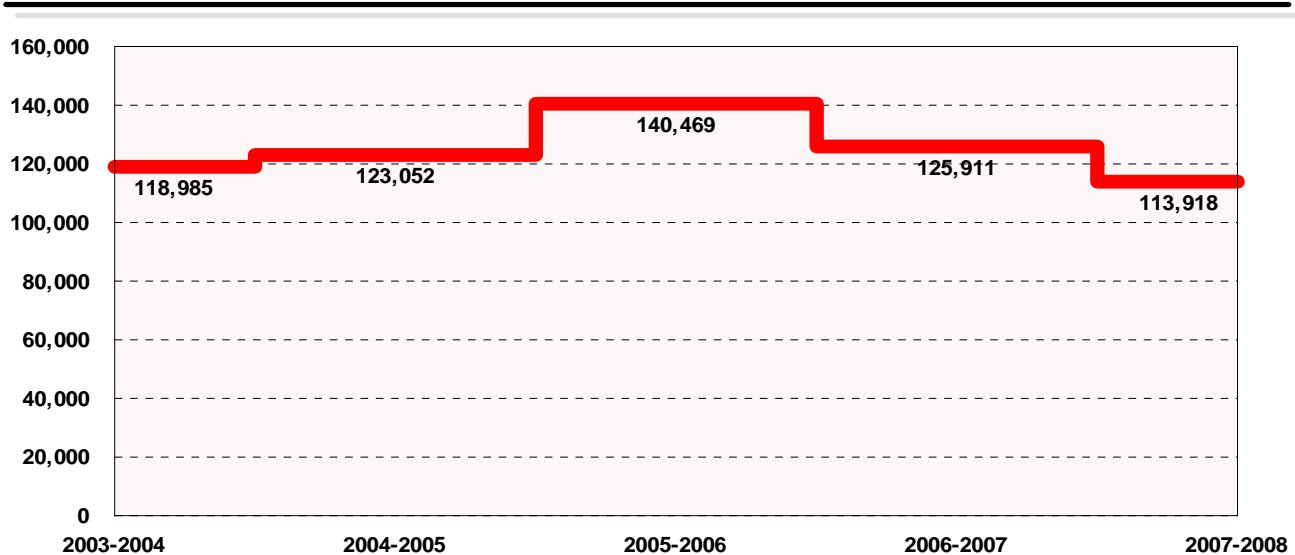
Source: FTCC Learning Resources Center Annual Statistical Report

***Library: Computer Usage By Students
Total Number of Computer Sessions
2003-2008***




Source: FTCC Learning Resources Center Annual Statistical Report

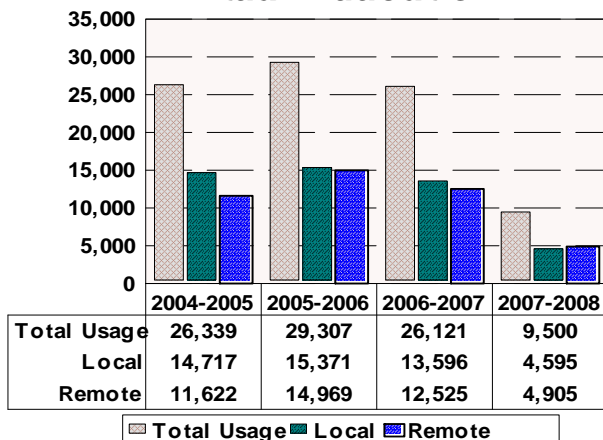
***Library: Attendance
Total Count
2003-2008***



Source: FTCC Learning Resources Center Annual Statistical Report


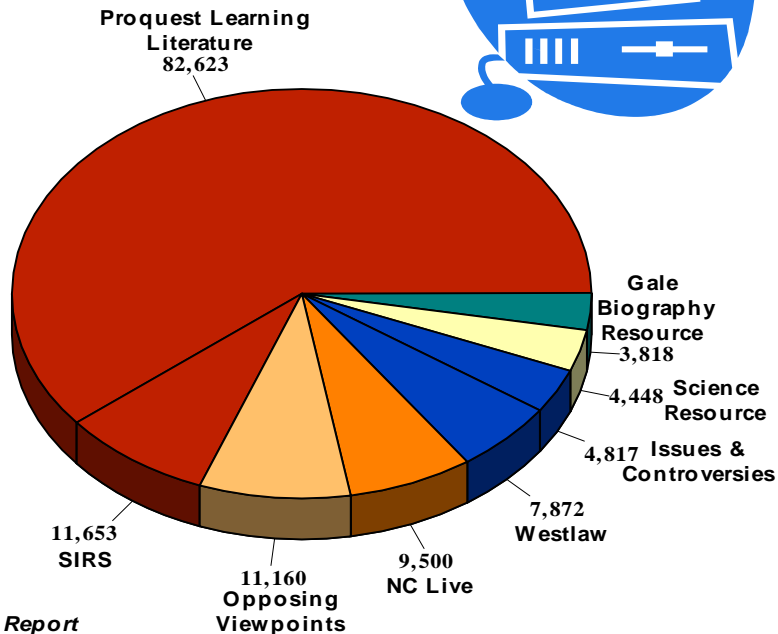


North Carolina Libraries for Virtual Education

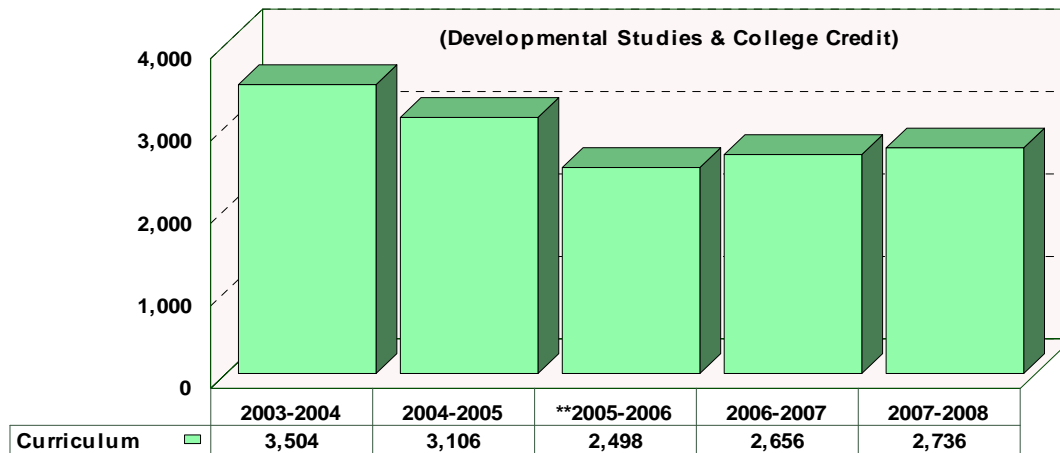


Source: FTCC Learning Resources Annual Statistical Report

Total Usage: 135,891

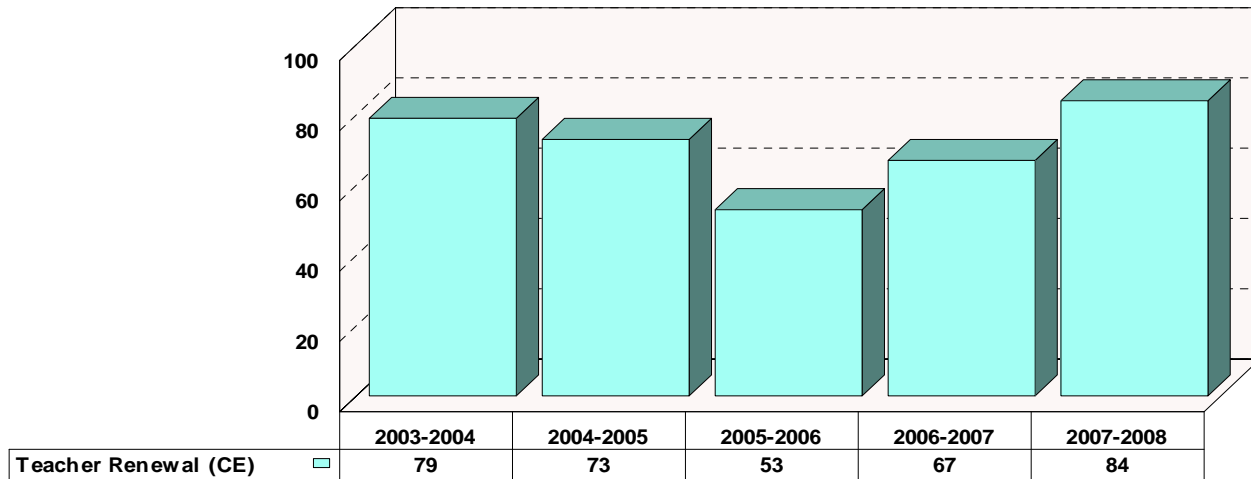


Success Center *Curriculum Student Enrollment 2003-2008



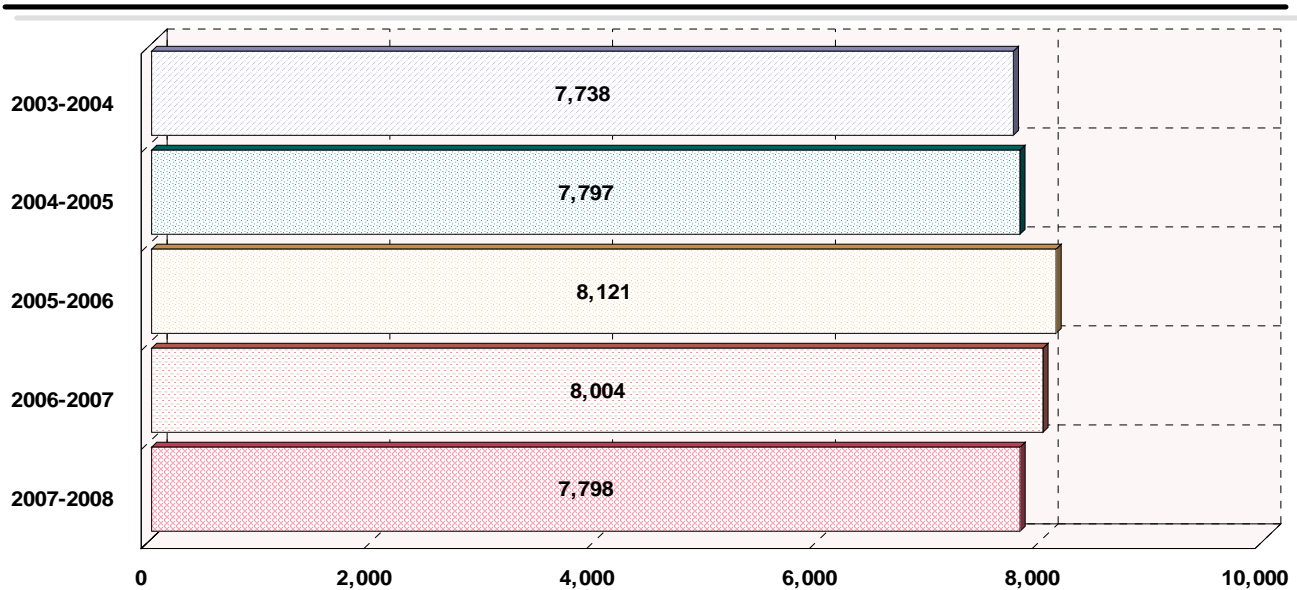
****Does not include testing support provided to other students (both FTCC and from other colleges/institutions of higher learning). Numbers are duplicated. ** Services were necessarily limited by the move of the Success Center into the new Harry F. Shaw Virtual College Center during the Summer term 2005 and at the beginning of the Fall term 2005.***
Source: Success Center

Success Center Continuing Education Student Enrollment 2003-2008 *



* Numbers are duplicated
Source: Success Center

Total Audio-Visual Usage 2003-2008



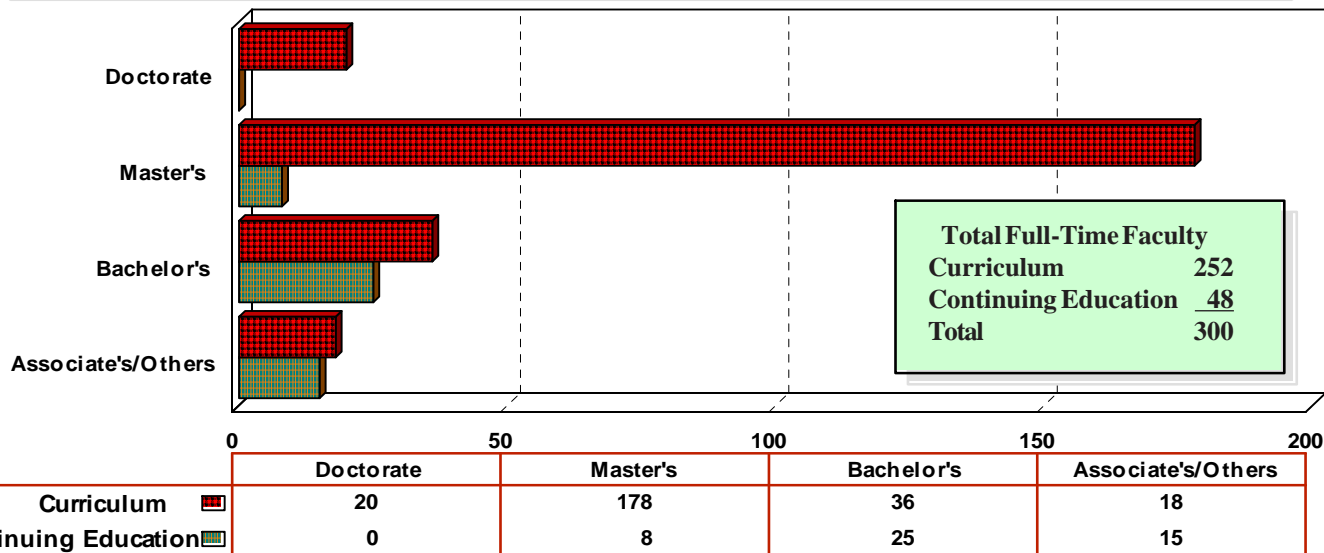
Source: *FTCC Learning Resources Center Annual Statistical Report*

Personnel Profile

FACULTY AND STAFF

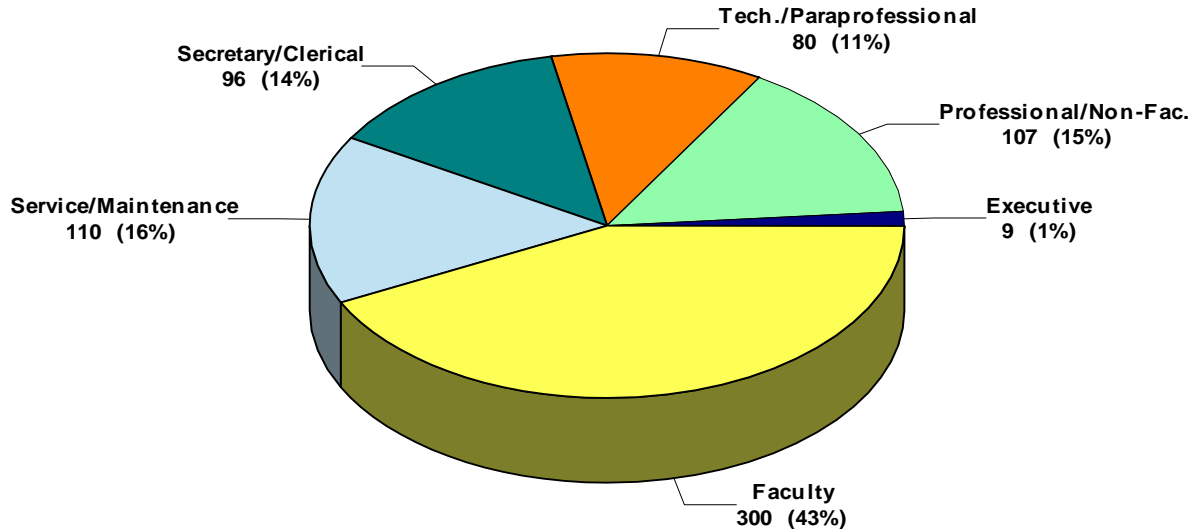
HUMAN RESOURCES PROVIDES CAMPUS-WIDE HUMAN RESOURCE SERVICES WHICH INCLUDE CLASSIFICATION, COMPENSATION, AFFIRMATIVE ACTION, RECRUITMENT, SELECTION, RETENTION AND PROFESSIONAL DEVELOPMENT FOR THE EMPLOYEES OF THE COLLEGE.

Distribution of Degrees Full-Time Faculty 2007-2008



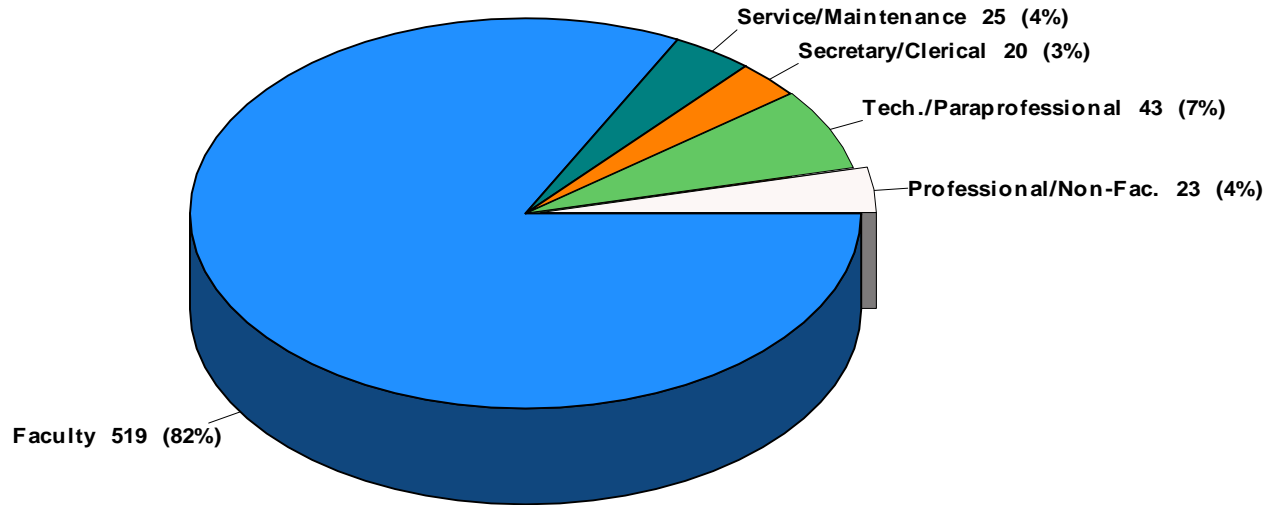
Source: FTCC Human Resources Office, as of 10/1/2008

**Full-Time Employees
By Category
2007-2008 (Census Date: October 1, 2008)**



Note: Information reflects FTCC's employment status as of 10/1/2008
Source: FTCC Office of Business and Finance

**Part-Time Employees
By Category
2007-2008 (Census Date: October 1, 2008)**



Note: Information reflects FTCC's employment status as of 10/1/2008
Source: FTCC Office of Business and Finance

Full-Time Employees By Race/Gender
2007-2008
Census Date: October 1, 2008

Category	White		African American		Other Minority		Total
	Male	Female	Male	Female	Male	Female	
Executive/Managerial	4	4	1	0	0	0	9
Professional Non-Faculty	28	43	10	24	1	1	107
Secretary/Clerical	2	58	3	25	1	7	96
Technical/Paraprofessional	21	43	1	10	0	5	80
Service/Maintenance	27	19	32	28	1	3	110
Faculty - Curriculum	90	110	14	25	6	7	252
Faculty - Non Curriculum	8	18	9	12	0	1	48
Total	180	295	70	124	9	24	702

Source: Human Resources Office, FTCC Office of Business and Finance

Note: Information reflects FTCC's Employments Status as of 10/1/2008.

Part-Time Employees By Race/Gender
2007-2008
Census Date: October 1, 2008

Category	White		African American		Other Minority		Total
	Male	Female	Male	Female	Male	Female	
Executive/Managerial	0	0	0	0	0	0	0
Professional Non-Faculty	11	2	3	6	0	1	23
Secretary/Clerical	0	8	1	8	0	3	20
Technical/Paraprofession	5	13	5	14	2	4	43
Service/Maintenance	9	1	10	3	1	1	25
Faculty - Curriculum	60	88	18	33	6	4	209
Faculty - Non-Curriculum	84	84	35	82	3	22	310
Total	169	196	72	146	12	35	630

Source: Human Resources Office, FTCC Office of Business and Finance

Note: Information reflects FTCC's Employments Status as of 10/1/2008.

**Years of Service at FTCC
2007-2008
Census Date: October 1, 2008**

	Total No. Employees	Years of Service						
		0-5	6-10	11-15	16-20	21-25	26-30	>30
Executive/Managerial	9	1	3	1	2	0	1	1
Professional Non-Faculty	107	25	28	17	10	9	10	8
Secretary/Clerical	96	41	15	9	11	11	6	3
Technical/Paraprofessional	80	28	15	18	9	4	4	2
Service/Maintenance	110	40	34	20	9	5	2	0
Faculty - Curriculum	252	87	59	36	28	14	11	17
Faculty - Non-Curriculum	48	11	21	5	8	3	0	0
Total	702	233	175	106	77	46	34	31

Source: Human Resources Office, FTCC Office of Business and Finance

Note: Information reflects FTCC Employment Status as of 10/1/2008.

Fayetteville Technical Community College Excellence in Teaching Awards

<i>Name</i>	<i>Area of Instruction</i>	<i>Year</i>	<i>Name</i>	<i>Area of Instruction</i>	<i>Year</i>
* Ann Ashford	General Education	1985-86	Steve Core	Associate Degree Programs	1991-92
* Marsha Ralph	General Education	1986-87	Donald Hughes	Continuing Education	1991-92
Marie Cash	General Education	1987-88	* Michael McLaurin	General Education Programs	1991-92
* Darl Champion	Associate Degree Programs	1987-88	Beverly Strickland	Diploma/Certificate Programs	1991-92
Clark Craver	General Education	1988-89	* William Boyles	Diploma/Certificate Programs	1992-93
* Jinx Averitte	Associate Degree Programs	1988-89	Chris Diorietes	General Education	1992-93
Nell Coates	Continuing Education	1988-89	Janis Holden	Continuing Education	1992-93
Lelon Ellis	Diploma/Certificate Programs	1989-90	Michael Landon	Associate Degree Programs	1992-93
* Edwina Evans	General Education	1989-90	* Ron Wilson	Associate Degree Programs	1993-94
Gloria Walker	Associate Degree Program	1989-90	Jesse Waters	General Education	1993-94
Maurice G. Bostwick	Continuing Education	1990-91	James Blair	Diploma/Certificate Programs	1993-94
Tina I. Royal	Associate Degree Programs	1990-91	Claretha Lacy	Continuing Education	1993-94
Donald I. Wilkinson	Diploma/Certificate Programs	1990-91	* Dr. Valerie Wynne-Hall	Dental Programs	1994-95
* Gerald J. Ittenbach	General Education	1990-91	Beverly Hall	General Education	1994-95
			John Philligin, Jr.	Diploma/Certificate Programs	1994-95
			Cheryl Perkins	Continuing Education	1994-95

Source: *Institutional Advancement*

* *Participant for State Award*

Fayetteville Technical Community College Excellence in Teaching Awards (continued)

<i>Name</i>	<i>Area of Instruction</i>	<i>Year</i>
* Marie Averitte Cash	General Education Programs	1995-96
Charles David Averette	Associate Degree Programs	1995-96
William Dwight Butler	Diploma/Certificate Programs	1995-96
Lynda S. Lennon	Continuing Education	
* Daphne M. Williams	General Education Programs	1996-97
Brenda K. Britt	Associate Degree Programs	1996-97
Stewart T. Ditch	Diploma/Certificate Programs	1996-97
Sharon G. Seaford	Continuing Education	1996-97
* Janet Murphy	Associate Degree Programs	1997-98
Samuel T. Zahran	General Education Programs	1997-98
Fred Hall	Diploma/Certificate Programs	1997-98
Roger Britt	Continuing Education	1997-98
* Ricci Fuller	Associate Degree Programs	1998-99
Polly B. Davis	General Education Programs	1998-99
Lelon H. Ellis	Diploma/Certificate Programs	1998-99
Janis M. Holden-Toruno	Continuing Education	1998-99

<i>Name</i>	<i>Area of Instruction</i>	<i>Year</i>
* Mary Jo Dobbin	General Education Programs	1999-2000
Maurizio Ferrari	Associate Degree Programs	1999-2000
Ernest Thornton	Diploma/Certificate Programs	1999-2000
Mary Dillion	Continuing Education Division	1999-2000
* Cheryl Thomas	Associate Degree Programs	2000-2001
Chris Diorietes	General Education Programs	2000-2001
Deborah McGrath	Diploma/Certificate Programs	2000-2001
Claretha Lacy	Continuing Education Division	2000-2001
* Vicki Pate	General Education Programs	2001-2002
Kathy McNamara	Associate Degree Programs	2001-2002
Brian Wagoner	Continuing Education Division	2001-2002
* Ben Sloan	General Education Programs	2002-2003
Larry Hogan	Associate Degree Programs	2002-2003
Carol Scheib	Continuing Education Division	2002-2003
Bill Butler	Diploma/Certificate Programs	2002-2003

Source: *Institutional Advancement*

* *Participant for State Award*

Fayetteville Technical Community College Excellence in Teaching Awards (continued)

<i>Name</i>	<i>Area of Instruction</i>	<i>Year</i>	<i>Name</i>	<i>Area of Instruction</i>	<i>Year</i>
** Gerald Ittenbach	General Education Programs	2003-2004	Karis King	General Education Programs	2007-2008
David Hall	Associate Degree Programs	2003-2004	Mary Cam Boudreau	Associate Degree Programs	2007-2008
Ronald Liggins	Continuing Education Division	2003-2004	Stella King	Continuing Education	2007-2008
Keith Carter	Diploma/Certificate Programs	2003-2004	* Terry Herring	Diploma/Certificate Programs	2007-2008
* Patricia Ostlund	General Education Programs	2004-2005			
Sandra Monroe	Associate Degree Programs	2004-2005			
Lynne Kreiser	Continuing Education Division	2004-2005			
Jaime Cruz-Figueroa	Diploma/Certificate Programs	2004-2005			
* Beverly Hall	General Education Programs	2005-2006			
Brent Michaels	Associate Degree Programs	2005-2006			
Saresa Aiken	Continuing Education Division	2005-2006			
Angela Simmons	Diploma/Certificate Programs	2005-2006			
* Dr. Larry Hogan	General Education Programs	2006-2007			
Roseann Thomas	Associate Degree Programs	2006-2007			
Margo Ogg	Continuing Education Division	2006-2007			
Roni Paul	Diploma/Certificate Programs	2006-2007			

Source: *Institutional Advancement*

* *Participant for State Award*

** *State Award Winner*

Fayetteville Technical Community College President's Distinguished Staff Awards

<i>Name</i>	<i>Area of Instruction</i>	<i>Year</i>		<i>Name</i>	<i>Area of Instruction</i>	<i>Year</i>
Linda Jones	Professional Staff	1997-1998	*	Leasha Davis	Support Staff	2002-2003
Bonnie Hall	Technical Support Staff	1997-1998		Glorianna Adams	Operational Staff	2002-2003
Willie Benjamin Miles	Plant Operations	1997-1998		Jeannie Plummer	Administrative Staff	2002-2003
Annette Renegar	Professional Staff	1998-1999	*	Mary Mitchell	Administrative Staff	2003-2004
Deborah L. Williams	Technical Support Staff	1998-1999		John Wheelous	Operational Staff	2003-2004
Keith I. Cox	Plant Operations	1998-1999		Teresa Angerhofer	Support Staff	2003-2004
Sharon Eason	Professional Staff	1999-2000	*	Joe Alley	Administrative Staff	2004-2005
Suzanne Bolton	Technical Support Staff	1999-2000		Judy Humphrey	Operational Staff	2004-2005
Francis Rideout, Jr.	Plant Operations	1999-2000		Mamie Montgomery	Support Staff	2004-2005
Margarete Johnson	Professional Staff	2000-2001	*	Terry Plummer	Administrative Staff	2005-2006
Charlotte Hare	Technical Support Staff	2000-2001		Sally Maynor	Operational Staff	2005-2006
* Bob Ervin	Administrative Staff	2001-2002		James Rose	Support Staff	2005-2006
Sarah Bradshaw	Operational Staff	2001-2002	*	Roger Dostall	Administrative Staff	2006-2007
Janet Sexton	Support Staff	2001-2002		Monika Morris	Operational Staff	2006-2007
				Donnie Bennett	Support Staff	2006-2007

Source: FTCC Human Resources Office

* Participant for State Award

Fayetteville Technical Community College President's Distinguished Staff Awards

<i>Name</i>	<i>Area of Instruction</i>	<i>Year</i>
* Betty Shackelford	Operational Staff	2007-2008
Amy Samperton	Administrative Staff	2007-2008
Paula Cochran	Support Staff	2007-2008

Source: FTCC Human Resources Office

**** Participant for State Award***



Facilities

FTCC FACILITIES

FTCC IS DEDICATED TO PLANNING, PROVIDING, AND MAINTAINING EDUCATIONAL FACILITIES WHICH WILL ENHANCE STUDENT LEARNING, ACHIEVEMENT, AND DEVELOPMENT. THE FTCC CAMPUS CONTINUES TO EXPAND TO MEET THE NEEDS OF STUDENTS.

Physical Facilities

Building	Gross Square Feet	Date Acquired	Building	Gross Square Feet	Date Acquired
Lafayette Hall	58,929	1961	Center for Business and Industry	31,770	1989
Maintenance Building	7,564	1965	Warehouse (Phase 2)	3,276	1990
Cumberland Hall	78,168	1967; 1971; 1976	Advanced Technology Center	84,412	1991
Mechanical Building	1,050	1967	Print Shop	3,620	1993
Paul H. Thompson Library	36,005	1971	Print Shop Storage (addition)	1,508	1995
Administration Building	11,351	1973	Continuing Education Center	75,221	1996
Greenhouse # 1	1,088	1976	Health Technologies Center	66,500	1998
Warehouse (Phase 1)	2,880	1976	Thomas R. McLean Administration Building (Addition)	5,676	1999
Horace Sisk Building	89,691	1977	Early Childhood Education Center	30,597	2001
Security Hut	199	1979	Auto Body Repair Complex	6,881	2002
Maintenance Storage Building	2,272	1981	Salon & Spa Services Educational Center	47,505	2003
Horticulture Building (Art Dept., temporary)	731	1983	Spring Lake Campus	63,973	2004
Horace Sisk Annex II	7,200	1984	Virtual College Center	48,766	2005
Greenhouse #2	698	1984	Security & Facilities Center	25,925	2005
Neill Currie Building	10,532	1987	Horticulture Educational Center	23,535	2006
Tony Rand Student Center	49,486	1988	Former Service Merchandise/ General Classroom Building	70,000	2006
Horticulture	1,600	1988	Total Square Feet	948,609	

Source: FTCC Facility Services Office

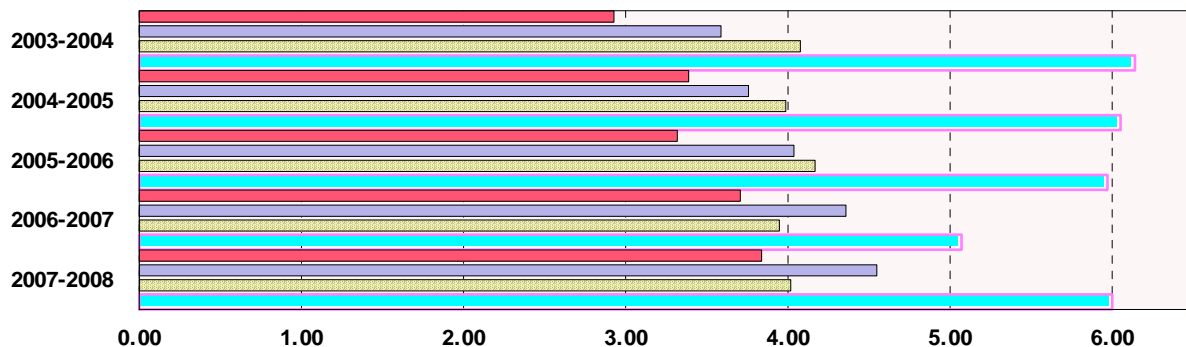
Property and Acreage

Property	Year	
	Acquired	Acreage
Main Campus	* 1960	112.00
McNeill Circle	2000	0.28
Spring Lake Center	2000	10.00
Eden Cross	2001	2.80
Botanical Gardens	2002	4.00
Tilly's Body Shop Property (Autobody Complex)	2002	0.86
YMCA Property	2003	5.86
Furr Property	2004	1.57
Bulla Property	2005	3.51
Service Merchandise	2006	3.32
Spring Lake Campus	2006	5.87
Gillis Property (Western Campus)	2008	58.63
McKeithan Property	2008	0.56
Total FTCC Property		<u>209.26</u>

* **Approximate year**

Source: FTCC Facility Services Office

Capacity/Enrollment Ratio 2003-2008



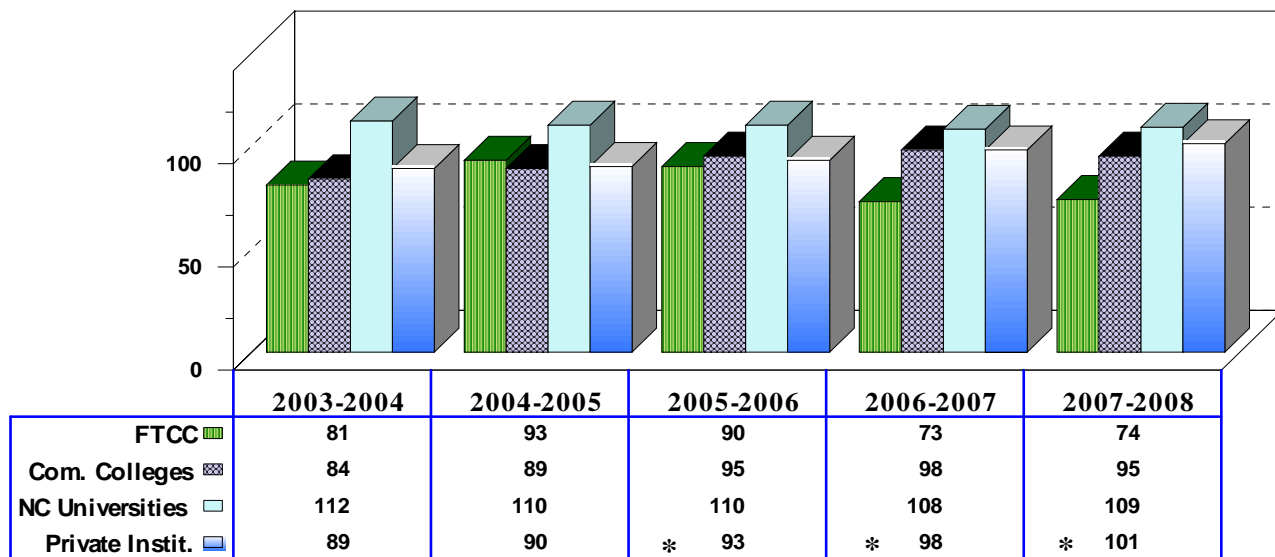
	C/E Ratio				
	2003-2004	2004-2005	2005-2006	2006-2007	2007-2008
FTCC	2.95	3.41	3.34	3.73	3.86
Com. Colleges	3.61	3.78	4.06	4.38	4.57
NC Universities	4.10	4.01	4.19	3.97	4.04
Private Instit.	6.14	6.05	5.97	5.07	6.00

Note: The lower the ratio, the higher the utilization of facilities.

Source: Facilities Inventory and Utilization Study

CAPACITY/ENROLLMENT RATIO = $\frac{\text{INSTRUCTIONAL \& LIBRARY SPACE}}{\text{TOTAL WEEKLY STUDENT CLOCK HOURS}}$

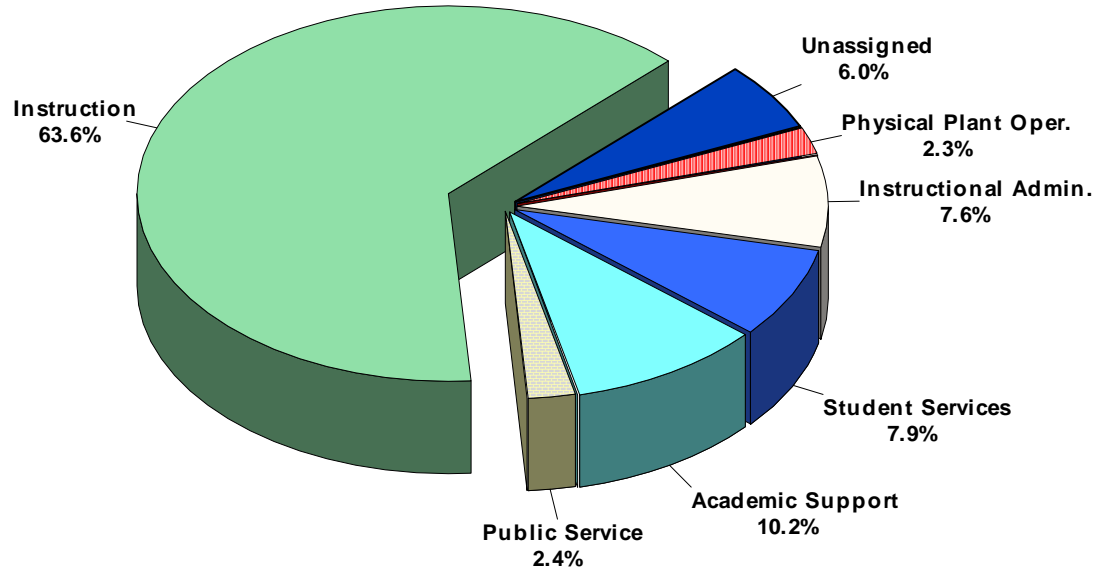
Square Feet of Academic Facilities Per FTE Student 2003-2008



Source: *Facilities Inventory and Utilization Study*

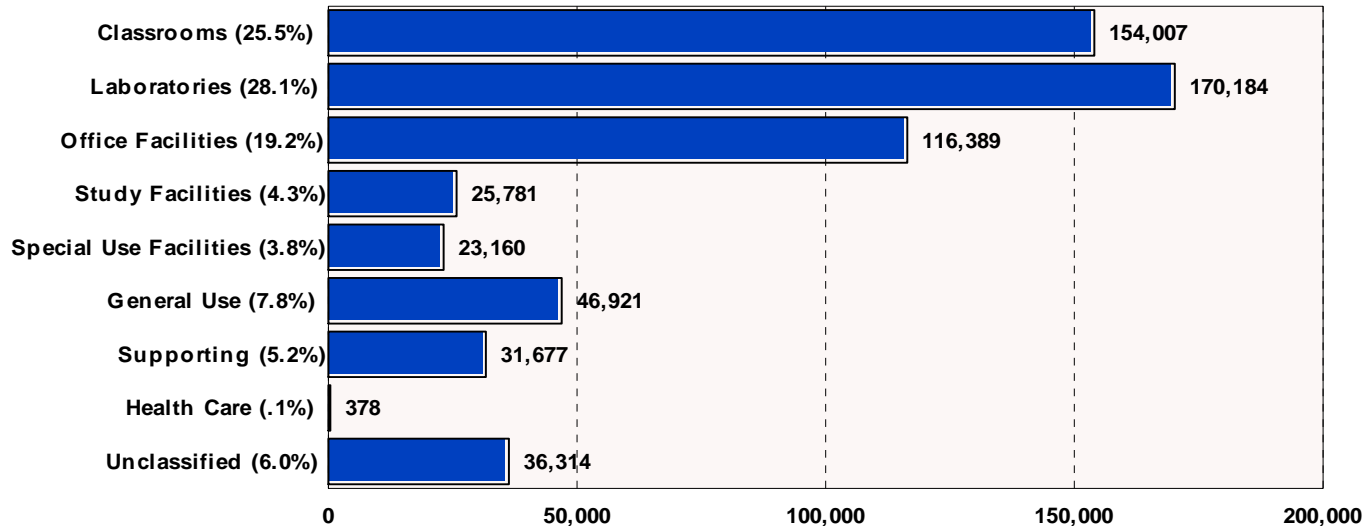
* Includes only general baccalaureate colleges.

***Percentage Distribution of Assignable Square Area
by Summary Programs
Fall 2007 ****



*Source: Facilities Inventory and Utilization Study, published 10/2008 (reflects prior year data) **

Assignable Area by Room Code Net Square Feet 2007-2008



Source: *Facilities Inventory & Utilization Study*



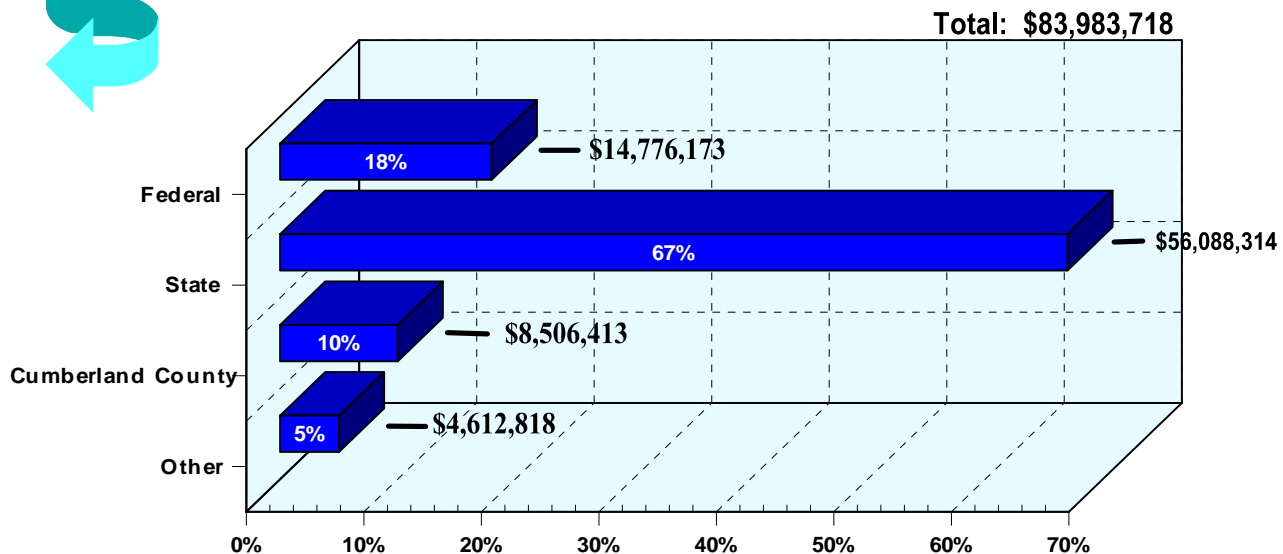
Financial

BUSINESS AND FINANCE

BUSINESS AND FINANCE PROVIDES PROFESSIONAL AND COURTEOUS BUSINESS AND FINANCE THAT MEET THE NEEDS OF STUDENTS, VENDORS AND EMPLOYEES; TO ASSURE FISCAL ACCOUNTABILITY, PROPER MANAGEMENT AND SECURITY OF COLLEGE ASSETS AND TO SUPPORT THE EDUCATIONAL PROGRAMS OF THE COLLEGE.



Total Revenues 2007-2008



Source: FTCC Office of Business and Finance

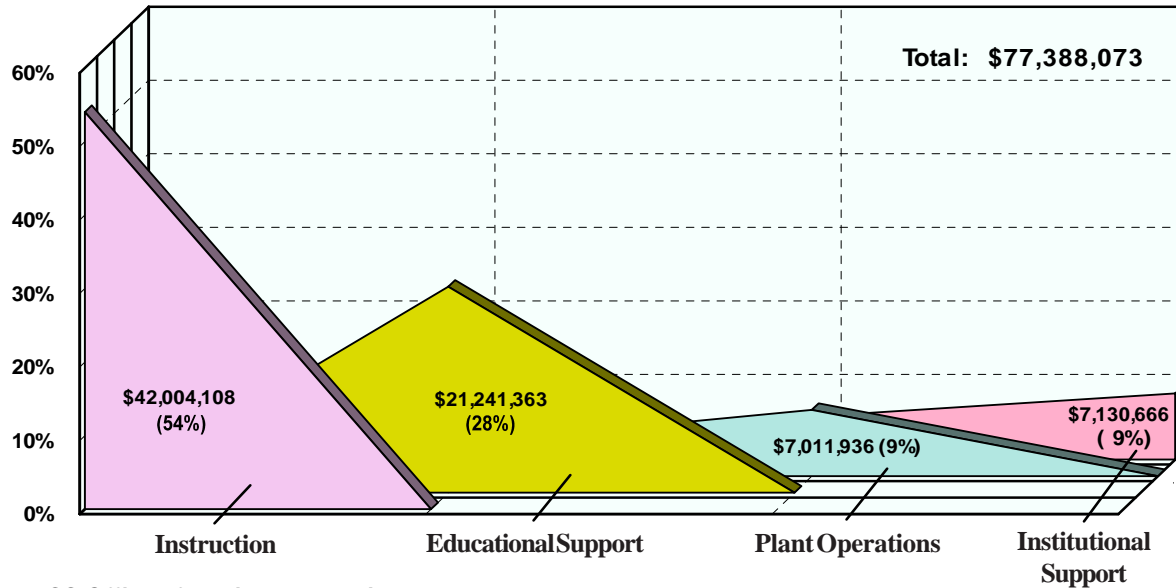
***Current Funds Revenue
2003-2008***

	2003-2004	2004-2005	2005-2006	2006-2007	2007-2008
Tuition & Fees	9,903,068	9,167,072	9,281,386	8,058,589	8,529,525
Federal Appropriations	1,125,162	1,225,150	1,241,261	1,151,857	1,391,732
State Appropriations	39,684,459	37,813,747	36,411,346	42,153,614	45,371,735
County Appropriations	5,891,481	7,646,823	8,830,944	11,216,456	8,506,413
Federal Grants & Contracts	10,972,550	12,023,075	12,827,969	12,594,019	13,384,441
State Grants & Contracts	1,787,216	1,380,368	1,568,181	1,575,164	2,187,054
Private Gifts, Grants & Contracts	118,331	307,341	392,113	209,180	502,552
Endowment Income	1,284	1,119	1,373	1,869	2,072
Sales & Services of Educational Activity	23,633	21,536	17,085	14,510	20,571
Auxiliary Enterprises	3,363,852	3,491,183	3,650,422	3,807,872	3,587,108
Other Revenue	186,515	238,844	528,188	613,505	500,515
Total	73,057,551	73,316,258	74,750,268	81,396,635	83,983,718

Source: FTCC Office of Business and Finance

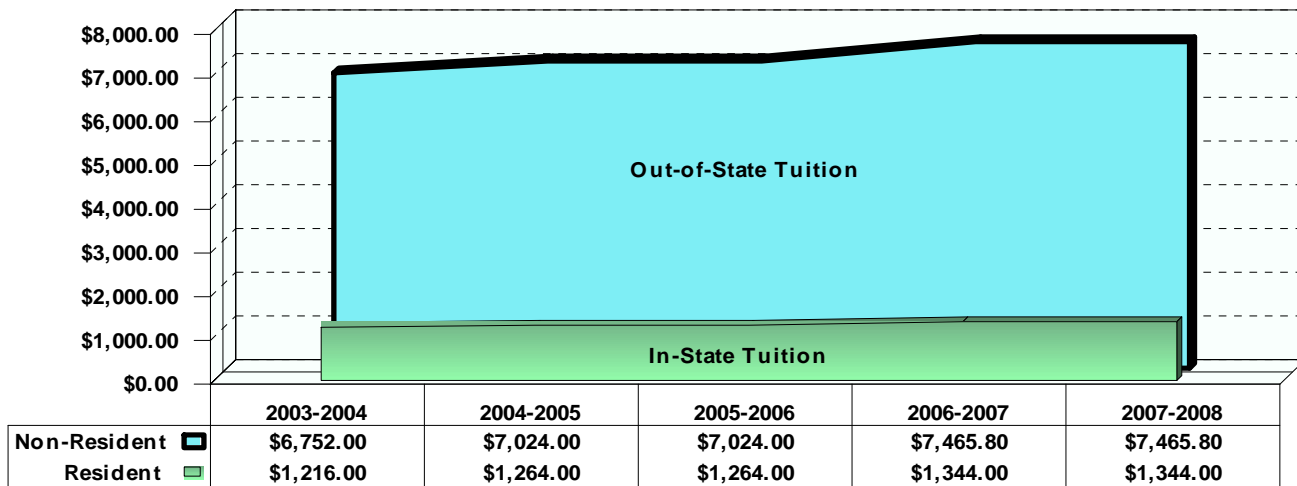
Fayetteville Technical Community College

Total Expenditures 2007-2008



Source: FTCC Office of Business and Finance

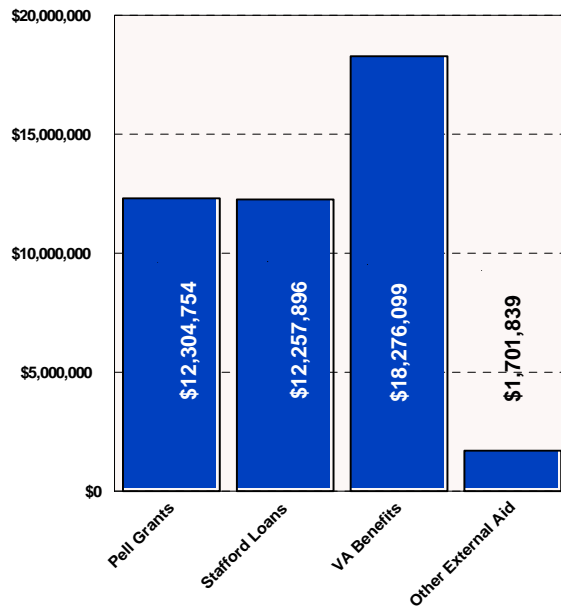
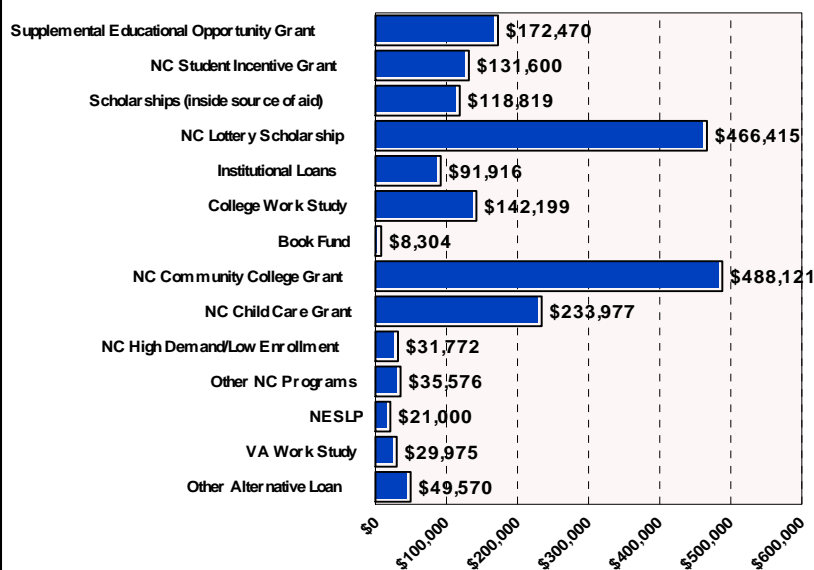
Tuition Rates Annual Dollar Amount 2003-2008



Source: FTCC Registrar's Office

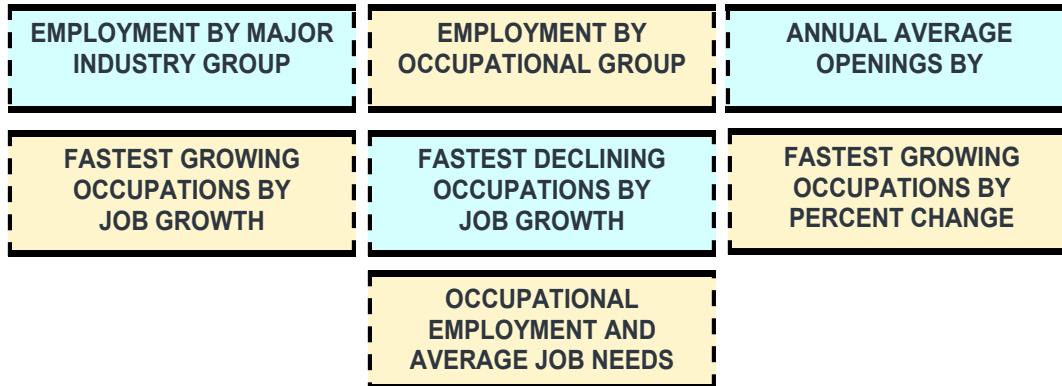
Financial Aid Summary 2007-2008

Total Amount of Aid: \$46,562,302



Source: FTCC Financial Aid Office, FTCC Veterans Services Office

Labor Market



**North Carolina Occupational Trends
Cumberland County
Employment by Major Industry Groups
in 2006 and Projected to 2016**

Major Industry Group	Total Employment 2006	Total Employment 2016	Annualized Growth Rate
Construction	6,080	8,520	3.40
Education and Health Services	26,910	38,110	3.50
Financial Activities	4,120	4,910	1.80
Goods-Producing	13,980	15,330	0.90
Government	16,300	17,550	0.70
Information	2,200	2,440	1.00
Leisure and Hospitality	12,890	16,410	2.40
Manufacturing	7,770	6,680	-1.50
Natural Resources and Mining	130	130	0.00
Other Services (Except	5,390	6,170	1.40
Professional and Business	11,940	16,800	3.50
Services-Providing	103,690	127,130	2.10
Trade, Transportation, and	23,940	24,740	0.30

Source: *Occupational Trends: North Carolina Occupational Trends, Cumberland County*

**North Carolina Occupational Trends
Cumberland County
Employment by Occupational Group
in 2006 and Projected to 2016**

Major Occupational Group	2006 Emp.	2016 Emp.	Annualized Change
Architecture and Engineering Occupations	1,530	1,740	1.26
Arts, Design, Entertainment, Sports, and Media	1,480	1,670	1.31
Building & Grounds Cleaning & Maintenance	4,490	5,900	2.74
Business and Financial Operations Occupations	5,420	6,260	1.42
Community and Social Services Occupations	2,160	3,140	3.85
Computer and Mathematical Occupations	2,030	2,530	2.35
Construction and Extraction Occupations	6,400	8,640	3.08
Education, Training, and Library Occupations	8,650	11,210	2.62
Farming, Fishing, and Forestry Occupations	230	240	0.45
Food Preparation and Serving Related	11,890	15,060	2.38
Healthcare Practitioners and Technical	7,290	9,830	3.06
Healthcare Support Occupations	4,490	6,810	4.26
Installation, Maintenance, and Repair	6,120	7,070	1.46
Legal Occupations	690	790	1.46
Life, Physical, and Social Science Occupations	1,570	1,860	1.43
Management Occupations	6,500	7,390	1.33

Source: *Occupational Trends: North Carolina Occupational Trends, Cumberland County*

**North Carolina Occupational Trends
Cumberland County
Employment by Occupational Group
in 2006 and Projected to 2016**

Major Occupational Group	2006 Emp.	2016 Emp.	Annualized Change
Office and Administrative Support Occupations	18,500	21,080	1.32
Personal Care and Service Occupations	3,390	4,880	3.65
Production Occupations	7,770	7,610	-0.11
Protective Service Occupations	3,160	4,000	2.32
Sales and Related Occupations	14,640	16,150	0.99
Transportation and Material Moving Occupations	9,170	9,930	0.80

Source: Occupational Trends: North Carolina Occupational Trends, Cumberland County

**North Carolina Occupational Trends
Cumberland County
Annual Average Job Openings by Occupational
Group in 2006 and Projected to 2016**

Major Occupational Group	Total Annual Openings	Annual Growth Openings	Annual Replacement Openings
Architecture and Engineering Occupations	30	20	10
Arts, Design, Entertainment, Sports, and Media Occ	30	20	10
Building & Grounds Cleaning & Maintenance Occup.	200	140	60
Business and Financial Operations Occupations	150	80	70
Community and Social Services Occupations	130	100	30
Computer and Mathematical Occupations	80	50	30
Construction and Extraction Occupations	320	220	100
Education, Training, and Library Occupations	390	260	130
Farming, Fishing, and Forestry Occupations	0	0	0
Food Preparation and Serving Related Occupations	730	320	410
Healthcare Practitioners and Technical Occupations	350	250	100
Healthcare Support Occupations	280	230	50
Installation, Maintenance, and Repair Occupations	160	100	60
Legal Occupations	20	10	10
Life, Physical, and Social Science Occupations	40	30	10

Source: *Occupational Trends: North Carolina Occupational Trends, Cumberland County*

**North Carolina Occupational Trends
Cumberland County
Annual Average Job Openings by Occupational
Group in 2006 and Projected to 2016**

Major Occupational Group	Total Annual Openings	Annual Growth Openings	Annual Replacement Openings
Management Occupations	200	90	110
Office and Administrative Support Occupations	580	260	320
Personal Care and Service Occupations	230	150	80
Production Occupations	90	0	90
Protective Service Occupations	170	80	90
Sales and Related Occupations	590	150	440
Transportation and Material Moving Occupations	300	80	220

Source: *Occupational Trends: North Carolina Occupational Trends, Cumberland County*

**North Carolina Occupational Trends
Cumberland County
Fastest Growing Occupations by Job Growth
Employment Outlook 2006 - 2016**

Occupation	Total Growth Openings	Total Percentage Change
Home Health Aides	1,380	58.44
Combined Food Preparation and Serving Workers, Inc	1,130	31.23
Registered Nurses	920	36.35
Personal and Home Care Aides	780	124.08
Waiters and Waitresses	610	24.05
Customer Service Representatives	560	33.39
Retail Salespersons	520	10.64
Janitors and Cleaners, Except Maids and Housekeeping	500	28.63
Preschool Teachers, Except Special Education	480	81.88
Social and Human Service Assistants	430	99.07
Office Clerks, General	400	22.17
Landscaping and Groundskeeping Workers	390	37.21
Receptionists and Information Clerks	390	41.93
Executive Secretaries & Administrative Assistants	390	27.56
Construction Laborers	380	43.38

Source: *Occupational Trends: North Carolina Occupational Trends, Cumberland County*

**North Carolina Occupational Trends
Cumberland County
Fastest Growing Occupations by Job Growth
Employment Outlook 2006 - 2016**

Occupation	Total	Total
Teacher Assistants	370	28.69
Bookkeeping, Accounting, and Auditing Clerks	340	23.24
Elementary School Teachers, Exc. Special Educ.	330	26.08
Maids and Housekeeping Cleaners	280	28.06
Food Preparation Workers	280	27.75
Security Guards	270	34.05
Child Care Workers	260	33.84
First-line Supervisors/Managers Of Construction	260	26.39
Business Operations Specialists, All Other	250	19.64
Medical Assistants	250	77.39

Source: Occupational Trends: North Carolina Occupational Trends, Cumberland County

**North Carolina Occupational Trends
Cumberland County
Fastest Declining Occupations by Job Growth
Employment Outlook 2006 - 2016**

Occupation	Decline in Total Growth Openings	Total Percentage Change
Postal Service Mail Carriers	-160	-25.45
Sewing Machine Operators	-120	-44.07
Stock Clerks and Order Fillers	-110	-7.11
Information and Record Clerks, All Other	-90	-17.06
Postal Service Mail Sorters, Processors, and Proc.	-70	-24.91
Molding, Coremaking, and Casting Machine Setters	-70	-21.74
Textile Knitting and Weaving Machine Setters, Oper.	-60	-43.65
Inspectors, Testers, Sorters, Samplers & Weighers	-50	-10.87
Order Clerks	-40	-30.15
Packers and Packagers, Hand	-40	-5.36
Tire Builders	-40	-31.03
Photographic Processing Machine Operators	-30	-48.28
File Clerks	-30	-29.67
Postal Service Clerks	-30	-21.71
Extruding, Forming, Pressing, and Compacting Mach.	-30	-22.00
Industrial Truck and Tractor Operators	-30	-4.86

Source: *Occupational Trends: North Carolina Occupational Trends, Cumberland County*

**North Carolina Occupational Trends
Cumberland County
Fastest Declining Occupations by Job Growth
Employment Outlook 2006 - 2016**

Occupation	Decline in Total Growth Openings	Total Percentage Change
Electrical and Electronic Equipment Assemblers	-30	-28.95
Extruding and Drawing Machine Setters, Operators	-30	-14.58
Cutting and Slicing Machine Setters, Operators	-20	-16.88
Word Processors and Typists	-20	-9.57
Computer Operators	-20	-23.38
Farmers and Ranchers	-20	-5.41
Floral Designers	-20	-17.65
First-line Supervisors/Managers Of Production and	-20	-4.34
Taxi Drivers and Chauffeurs	-10	-3.37

Source: *Occupational Trends: North Carolina Occupational Trends, Cumberland County*

**North Carolina Occupational Trends
Cumberland County
Fastest Growing Occupations by Percentage Change
Employment Outlook 2006 - 2016**

Occupation	Total Growth Openings	Total Percentage Change
Captains, Mates, and Pilots Of Water Vessels	10	240
Tour Guides and Escorts	30	166.67
Personal and Home Care Aides	780	124.08
Social and Human Service Assistants	430	99.07
Preschool Teachers, Except Special Education	480	81.88
Elevator Installers and Repairers	0	80.00
Mental Health Counselors	60	78.57
Medical Assistants	250	77.39
Education Administrators, Preschool & Child Care	40	71.43
Dental Hygienists	120	71.43
Paving, Surfacing, & Tamping Equipment Operators	30	70.59
Psychiatric Technicians	10	69.23
Social and Community Service Managers	60	67.39
Helpers--pipelayers, Plumbers, Pipefitters	70	66.67
Marriage and Family Therapists	0	66.67
Rehabilitation Counselors	80	66.67
Earth Drillers, Except Oil and Gas	0	66.67

Source: *Occupational Trends: North Carolina Occupational Trends, Cumberland County*

**North Carolina Occupational Trends
Cumberland County
Fastest Growing Occupations by Percentage Change
Employment Outlook 2006 - 2016**

Occupation	Total Growth Openings	Total Percentage Change
Psychiatric Aides	10	66.67
Physical Therapist Assistants	40	66.13
Roofers	60	64.84
Athletic Trainers	0	62.50
Dental Assistants	170	62.11
Computer Software Engineers, Applications	120	61.86
Psychiatrists	10	61.54
Oral and Maxillofacial Surgeons	10	60.00

Source: *Occupational Trends: North Carolina Occupational Trends, Cumberland County*



Bibliography

**FTCC
FACT BOOK
RESOURCES**

Bibliography

Cumberland County Board of Education Public Affairs Office, Pupils and Membership Report (*Cumberland County*)
Cumberland County Planning Office
Facilities Inventory and Utilization Study, (*Facilities*)
Fayetteville Technical Community College:
 Continuing Education Division Registration/Records (*Continuing Education*)
 Facility Services Office (*Facilities*)
 Financial Aid Office (*Financial*)
 Human Resources Office (*Personnel Profile*)
 Job Placement Report, (*Curriculum Programs, General Information*)
 Learning Laboratory (*Learning Resources*)
 Learning Resource Center Annual Statistical Report, (*Learning Resources*)
 Office of the Assistant to the Vice President for Academic Affairs (*Personnel Profile*)
 Office of the Director of Basic Skills (*Continuing Education*)
 Office of Business and Finance (*Personnel Profile*)
 Veterans Service Office (*Financial*)
Integrated Postsecondary Education Data System (IPEDS) (*Financial*)
Log Into North Carolina (LINC) (*Cumberland County*)

Bibliography (continued)

North Carolina Community College System:

NCCCS Data Warehouse

Annual Statistical Reports

Quarterly Statistical Reports

NCCCS Fact Book (*General Information*)

North Carolina Department of Commerce, Economic Policy and Research Division, Cumberland County Profile

North Carolina Higher Education Data Survey (NCHEDS) A-3, (*Financial*)

Occupational Trends, North Carolina Planning Region M Projections

Post High School Intentions, Employment Security Commission (*Cumberland County*)

Various Licensure/Certification Boards

How Did We Do?

The development and growth of the Fayetteville Technical Community College Fact Book can be attributed to innovative ideas recommended by its users. In order to ensure the optimum use of this publication, we ask that you review its contents and answer the short questionnaire below and mail to the **Research and Planning Office, Horace Sisk, Room 602.**

Thank you for your help.

Please circle your answers below.

1. Primary user is
a. Administrator b. Faculty c. Staff d. Student e. Other
2. Check your major uses of the Fact Book (Circle as many as apply):
a. Fill out questionnaires b. Prepare internal reports c. Help in planning
d. Gain/Maintain knowledge of FTCC e. Answer questions about FTCC f. Other
3. I feel the Fact Book contains
a. Just the right mix of tables and graphs b. Too many graphs and tables
c. Not enough graphs and tables
4. I feel that graphs and tables included in the Fact Book contain:
a. Too much statistical support
b. Just the right amount of statistical support
c. Not enough statistical support
5. I feel that information contained in the FTCC Fact Book represents:
a. A good cross-section of campus operations
b. Only a limited number of campus operations
c. Undecided
6. Please describe the overall usefulness you anticipate from the FTCC Fact Book.
a. Very useful b. Useful c. Not useful
7. Please describe other types of data that you would like to see included in the FTCC Fact Book.
8. Please indicate your level of satisfaction with the work of the Research and Planning Office.

	<u>Very Satisfied</u>	<u>Satisfied</u>	<u>Dissatisfied</u>	<u>Very Dissatisfied</u>	<u>No Opinion</u>
a. Accuracy and thoroughness	5	4	3	2	1
b. Timeliness and dependability	5	4	3	2	1
c. Cooperative and professionalism	5	4	3	2	1
d. Overall level of satisfaction	5	4	3	2	1

9. Please make any comments or suggestions on the back of this form.